

Ford

EDGE



Go Further

Visionary. Ingenious. Remarkable.
Every car bears his signature.

Henry Ford



hello

How will you choose your new Edge?

At Ford we always like to go further. So, we've made choosing your new Ford Edge more fun, engaging and informative than ever before.



discover

This printed brochure lets you explore all the top level features available on the Ford Edge.



eBrochure containing full features and specifications

You can also download your brochure to further help you make a detailed choice at www.ford.ie



build

Build and price your new Edge to your exact specification and see how it looks at www.ford.ie







Edge Titanium in White Platinum paint with 20" 5x2-spoke alloy wheels (option) and 255/45 tyres.

*For your
real life.*

The new Ford Edge is ready for your next adventure. Negotiate city streets or pack it up for the weekend. No matter where you go, **Intelligent All-Wheel Drive** provides an extra measure of confidence on every trip.



***All the space
you want.***

The Ford Edge scores big on legroom, headroom and luggage capacity. It seats five adults in supreme comfort. And with the fold-flat rear seats down, it can really offer you all the space you want.



➤ Ford Adaptive Steering
Less turn.
More control.

This new generation of steering technology makes the Edge easy to manoeuvre at low speeds and in tight spaces. At higher speeds, it makes the vehicle more agile, precise and fun to drive.



> Collision Avoidance System
Reacts before you know it.

If the system detects a slow-moving or stationary object ahead, it first displays a warning and then sounds a chime. If you don't steer or brake, Ford's collision avoidance technology applies the brakes to reduce the severity of and, in some cases, eliminate frontal collisions.



➤ Active Noise Control
An oasis of calm.

Sophisticated suspension and acoustic glass already help to dampen exterior sounds. **Active Noise Control** diminishes unwanted noise even further from within the cabin. Three concealed microphones detect background noise, which is then cancelled out by offset sound waves played through the in-car speakers.

➤ Intelligent All-Wheel Drive (AWD) system
Added confidence from commuting to exploring.

Ford Edge's Intelligent All-Wheel Drive system continually monitors your driving environment, optimising traction whatever the surface to direct power between wheels as required. A special cluster panel display keeps you informed of the power split and the conditions beneath front and rear wheels.





➤ **Ford SYNC 3**
Connects with your voice, responds to your touch.

New **SYNC 3** gives you control of everything from music and satellite navigation*, to phone calls, apps and text messaging – all through simple voice commands. The intuitive 8" colour touchscreen lets you configure your home screen just how you want it, while Applink, Apple CarPlay and Android Auto, allow you to bring your smartphone HMI into your car.

*Ford SYNC 3 with navigation is a factory-fitted option.



**A new expression
of Ford.**



Experience a new expression of Ford with Edge Vignale. Ford Vignale is a unique ownership experience. It appreciates the value of your time with services and benefits that help you make the most of this precious commodity. The vehicles themselves shine with craftsmanship and attention to detail. Discover more in the Vignale range brochure.

Ford Edge Vignale, with optional Ametista Scura body colour and exclusive 20" alloy wheels.

enjoy





Td Trend



T Titanium



S Sport



V Vignale

 **FORD EDGE Models**



Td

● Not Released in ROI





T Titanium

● Standard exterior features:

- Auto High Beam
- Front and rear parking distance sensors
- Automatic headlights and rain-sensing wipers
- Bright finish on upper door line
- Chrome lower grille surround
- Chrome finish roof rails

● Standard interior features:

- Traffic Sign Recognition
- Sports-style front seats
- Bright finish front door illuminated scuff plates
- Ambient lighting
- Auto-dimming rear-view mirror
- Deluxe velour front and rear floor mats
- 220 V power outlet in centre console

● Bright finish on upper door line



● Ambient courtesy lighting





s Sport

● **Standard exterior features in addition to Titanium:**

- 20" 5x2-spoke alloy wheels
- Body colour lower door, wing and bodyside mouldings
- Front upper grille with unique finish bars and surround
- Adaptive Steering
- Sport suspension

● **Standard interior features in addition to Titanium:**

- Sony radio/CD/SD-navigation system with SYNC 3, Voice Control and Touchscreen
- Premium velour front and rear floor mats
- Pedal set with aluminium covers

● **20" alloy wheels**



● **Exterior sports styling**



Interior shown with optional Salerno Leather with Miko Suede Perf/Salerno Leather in Ebony available at extra cost.





V Vignale


● Standard exterior features:

- Unique Ford Vignale exterior styling with chrome detailing
- Metallic paint
- Exclusive 20" alloy wheels
- Adaptive Lighting with Ford Dynamic LED headlights, daytime running lights and Glare-Free high beam
- Power-foldable door mirrors with driver's dimming, memory function and auto dip with reverse gear selected
- Unique LED fog lights with chrome surround

● Standard interior features:

- Premium leather trim
- Leather-trimmed Instrument panel
- 10-way power-adjustable driver's and front passenger's seats
- Driver's seat with memory function
- Variable temperature heated front seats
- Sony radio/CD/navigation system with SYNC 3, Voice Control and Touchscreen
- Ford Vignale welcome screen
- Enhanced ambient lighting

● Premium leather



● Unique grille





Ford Adaptive Front lighting System with Ford Dynamic LED headlights

Helps you see around bends and identify hidden objects. Their bright white light provides an intense and uniform illumination of the road.



Front wide-view camera

Provides an extensive view from the very front of your car to the left- and right-hand sides. Particularly useful at junctions and when driving forwards out of parking spaces where your lateral view is impaired.



Inflatable rear seat belts

Crash forces are distributed over an area five times as wide as a conventional seat belt to help to reduce the risk of injury.



	Standard	Option
Trend		
Titanium		
Sport		
Vignale		

Active Park Assist

Helps you park into parallel or perpendicular parking spaces. Once activated, it automatically steers you in while you operate the pedals. And it can even steer you out of a parallel parking space.



Hands-free liftgate

Opening or closing Edge's liftgate is easy, even when your hands are full. With the keys in your pocket or bag, simply use a gentle kicking motion under the centre of the rear bumper and the hands-free liftgate will operate without you having to touch a thing.



The Ford Edge offers a choice between two applications of its impressive 2.0-litre Duratorq diesel engine.

Automatic

2.0 Duratorq TDCi (210 PS (154 kW))

The 210 PS engine, with twin turbochargers, is mated to the MPS6 Powershift gearbox, featuring all the benefits of conventional automatic transmission, without the downsides of reduced performance and economy, and allowing drivers the option to manually shift gears if they choose to.

T S V

Maximum Power PS
210
(kW)

0-100 km/h (secs)
9.4

CO₂ emissions
149
(g/km)

Trend **Td** **Td**
Titanium **T** **T**
Sport **S** **S**
Vignale **V** **V**
Standard Option

Manual

2.0 Duratorq TDCi (180 PS (132 kW))

The 180 PS single turbo engine is paired to a robust 6-speed MMT6 manual gearbox. Light and easy to use, this gearbox is designed to cope with high torque levels while delivering smooth and precise gear changes.

Td T S V

Maximum Power PS
180
(kW)

0-100 km/h (secs)
9.9

CO₂ emissions
149
(g/km)

*CO₂ emissions are 152 g/km when fitted with 20" alloy wheels.

2.0 Duratorq TDCi (180 PS (132 kW)) 6-speed manual 4x4
2.0 Duratorq TDCi (210 PS (154 kW)) 6-speed auto 4x4

	2.0 Duratorq TDCi (180 PS (132 kW)) 6-speed manual 4x4	2.0 Duratorq TDCi (210 PS (154 kW)) 6-speed auto 4x4
Euro Stage	Stage VI + DPF	Stage VI + DPF
Transmission	M6	A6 (MPS6)
Drive	4x4	4x4
Maximum Power PS (kW)	180 (132)	210 (154.5)
Torque Nm	400	450
CO ₂ emissions (g/km) ⁹⁰	149 (152**)	149 (152**)
Fuel consumption in L/100 km⁹⁰		
Urban	6.4 (6.5**)	6.4 (6.5**)
Extra Urban	5.4 (5.5**)	5.4 (5.5**)
Combined	5.8 (5.9**)	5.8 (5.9**)
Performance⁹		
Max. speed (km/h)	200	211
0-100 km/h (secs)	9.9	9.6
50-100 km/h* (secs)	9.7	n/a
Weights and loads		
Kerbweight (kg) ⁸	1912	1949
Gross Vehicle Mass (kg)	2505	2555
Gross Train Mass (kg)	4505	4555
Max. Towable Mass		
(braked) (8%*) (kg)	2200	2200
(braked) (12%*) (kg)	2000	2000
(unbraked) (kg)	750	750

⁸Represents the lightest kerbweight assuming driver at 75 kg, full fluid levels and 90% fuel levels, subject to manufacturing tolerances and options, etc., fitted. Towing limits quoted represent the maximum towing ability of the vehicle at its Gross Vehicle Mass to restart on a 12 per cent gradient at sea level. The performance and economy of all models will be reduced when used for towing. Nose weight limit is a maximum of 50 kg on all models. Gross Train Mass includes trailer weight. *In 4th gear. ⁹Ford test figures. ⁹⁰The declared Fuel/Energy Consumption, CO₂ emissions and electric range are measured according to the technical requirements and specifications of the European Regulations (EC) 715/2007 and (EC) 692/2008 as last amended. Fuel consumption and CO₂ emissions are specified for a vehicle variant and not for a single car. The applied standard test procedure enables comparison between different vehicle types and different manufacturers. In addition to the fuel efficiency of a car, driving behaviour as well as other non-technical factors play a role in determining a car's fuel/energy consumption, CO₂ emissions and electric range. CO₂ is the main greenhouse gas responsible for global warming. A guide on fuel economy and CO₂ emissions which contains data for all new passenger car models is available at any point of sale free of charge or can be downloaded under www.simii.e. For further information see www.sael.ie. DPF = diesel particulate filter. All engines include Auto-Start-Stop. **Figures with 20" wheels.

We chose Canyon Ridge. What will you choose?



Blue Jeans^o Metallic* Td T S



White Gold^o Metallic* Td T



Shadow Black Mica* Td T S V



Canyon Ridge^o Metallic* Td T S



Ruby Red Fashion metallic* Td T S

- Td Trend
 - T Titanium
 - S Sport
 - V Vignale
- Standard Option



White Platinum Premium metallic* Td T S V



Ingot Silver Metallic* Td T S



Oxford White Solid Td T S



Ametista Scura⁺ Metallic body colour V



Magnetic T Metallic* Td T V

Want to try different Edge configurations?



^oAvailable from November 2016.
⁺Body colour unique to Vignale.
^{*}Metallic, mica and special metallic colours are options at extra cost.
 Your Edge is covered by the Ford Perforation Warranty for 12 years from the date of first registration. Subject to terms and conditions.
 Note The car images used are to illustrate body colours only and may not reflect current specification or product availability in certain markets. Colours and trims reproduced within this brochure may vary from the actual colours, due to the limitations of the printing processes used.

**Sit back and relax
in comfort.**



Td

Solitude Cloth
in Ebony




T
S

Reno Embossed Cloth
in Ebony



T

Salerno Micro Perf Leather
in Medium Soft Ceramic*



V

Windsor Perforated Leather
in Cashmere



T

Salerno Leather
Not Released in RoI



T

Salerno Micro Perf Leather/ Salerno Leather
in Ebony*



T

Salerno Leather
in Medium Soft Ceramic*



T

Salerno Leather with Miko Suede Perf
in Ebony*



V

Windsor Perforated Leather
in Ebony^o

*At extra cost.
^oNot available with Ametista Scura body colour.



19"
Not Released in RoI

Td T S



19"
5x2-spoke alloy wheel
(Fitted with 235/55 tyres)

Td T



20"
5x2-spoke alloy wheel
(Fitted with 255/45 tyres)

T



20"
5x2-spoke alloy wheel
(Fitted with 255/45 tyres)

S

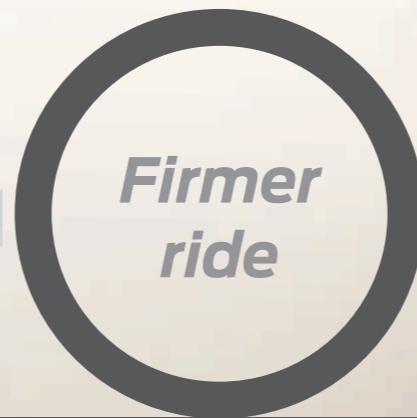


20"
10-spoke alloy wheels in Polished
Aluminium (Fitted with 255/45 tyres)

V



Softer
ride



Firmer
ride

A smaller wheel and larger tyre makes for a quieter, more comfortable drive. A larger wheel with a smaller (low profile) tyre offers a sportier performance with enhanced handling and braking.

Note: all alloy wheels are also available as accessories.

Standard Option
Td T Trend
T T Titanium
S S Sport
V V Vignale



Use the configurator to build your perfect Ford Edge.



	Titanium	Sport	Vignale
Exterior design features			
Black laminate finish on upper door line		<input checked="" type="checkbox"/>	
Bright finish on upper door line	<input checked="" type="checkbox"/>		<input checked="" type="checkbox"/>
Bodyside cladding – Self colour, lower door, wing and bodyside	<input checked="" type="checkbox"/>		
Bodyside cladding – Body colour, lower door, wing and bodyside		<input checked="" type="checkbox"/>	
Bodyside cladding – Body colour, lower door, wing and bodyside, with chrome strip			<input checked="" type="checkbox"/>
Door handles – Body colour	<input checked="" type="checkbox"/>	<input checked="" type="checkbox"/>	
Door handles – Body colour, with bright insert			<input checked="" type="checkbox"/>
Door mirrors – Power-operated and heated with body colour housings, side indicators and puddle lights	<input checked="" type="checkbox"/>	<input checked="" type="checkbox"/>	<input checked="" type="checkbox"/>
Front lower grille – Self colour	<input checked="" type="checkbox"/>	<input checked="" type="checkbox"/>	
Front lower grille – Painted black with chrome surround			<input checked="" type="checkbox"/>
Front upper grille – Self colour mesh, with chrome finish bars and surround	<input checked="" type="checkbox"/>		
Front upper grille – Self colour mesh, with unique finish bars and surround		<input checked="" type="checkbox"/>	
Front upper grille – Hexagon mesh painted Magnetic with chrome surround			<input checked="" type="checkbox"/>
Fog lights – Front	<input checked="" type="checkbox"/>	<input checked="" type="checkbox"/>	
Fog lights – Front (with LED Technology)			<input checked="" type="checkbox"/>
Fog light bezel – Painted black with chrome ring	<input checked="" type="checkbox"/>	<input checked="" type="checkbox"/>	<input checked="" type="checkbox"/>
Panorama roof – Electric sliding (includes electric sunblind) (not available if roof rails are specified)	<input type="checkbox"/> <input checked="" type="checkbox"/>	<input type="checkbox"/> <input checked="" type="checkbox"/>	<input type="checkbox"/> <input checked="" type="checkbox"/>
Skid plates-Front (painted silver on Titanium)	<input checked="" type="checkbox"/>		<input checked="" type="checkbox"/>
Skid plates-Rear (painted silver on Titanium and Vignale)	<input checked="" type="checkbox"/>	<input checked="" type="checkbox"/>	<input checked="" type="checkbox"/>
Rear spoiler – Body colour	<input checked="" type="checkbox"/>	<input checked="" type="checkbox"/>	<input checked="" type="checkbox"/>
Roof rails – Black finish (not available if fixed panorama roof is specified)		<input type="checkbox"/>	
Roof rails – Chrome finish (not available if fixed panorama roof is specified)	<input checked="" type="checkbox"/>		<input checked="" type="checkbox"/>
Tow bar – Removable (detachable)	<input type="checkbox"/>	<input type="checkbox"/>	<input type="checkbox"/>

Panorama roof

Special solar reflective glass helps keep the interior cool and reduces the amount of radiation and heat from outside. While an electrically-operated sunroof blind provides extra shade and privacy.



Standard
 Optional, at extra cost
 Part of an option pack, at extra cost

Trend
 Titanium
 Sport
 Vignale

*The wheel you choose will be fitted with the tyre size noted, but no choice of tyre brand is available.







FORD EDGE Exterior features overview

	Titanium	Sport	Vignale
Exterior convenience features			
Active Park Assist (enhanced) (includes parallel and perpendicular parking assistance)	<input type="checkbox"/>	<input type="checkbox"/>	<input type="checkbox"/>
Headlights – Jet wash	<input type="checkbox"/>	<input type="checkbox"/>	<input type="checkbox"/>
Headlights – Courtesy delay	<input checked="" type="checkbox"/>	<input checked="" type="checkbox"/>	<input checked="" type="checkbox"/>
Headlights – Halogen projector	<input checked="" type="checkbox"/>	<input checked="" type="checkbox"/>	<input checked="" type="checkbox"/>
Headlights – LED Adaptive glare-free high beam (including LED daytime running lights and dynamic auto levelling)	<input type="checkbox"/>	<input type="checkbox"/>	<input checked="" type="checkbox"/>
Headlights – Daytime running lights	<input checked="" type="checkbox"/>	<input checked="" type="checkbox"/>	<input checked="" type="checkbox"/>
Headlights – LED daytime running lights	<input checked="" type="checkbox"/>	<input checked="" type="checkbox"/>	<input checked="" type="checkbox"/>
Headlights – Manual levelling control	<input checked="" type="checkbox"/>	<input checked="" type="checkbox"/>	<input checked="" type="checkbox"/>
Headlights – Dynamic auto levelling	<input checked="" type="checkbox"/>	<input checked="" type="checkbox"/>	<input checked="" type="checkbox"/>
Headlights – Auto-lighting (including autowipers and Auto High Beam)	<input checked="" type="checkbox"/>	<input checked="" type="checkbox"/>	<input checked="" type="checkbox"/>
Rear view camera	<input checked="" type="checkbox"/>	<input checked="" type="checkbox"/>	<input checked="" type="checkbox"/>
Front video camera with split view (only available on Titanium if audio system specified has 12 speakers)	<input type="checkbox"/>	<input type="checkbox"/>	<input type="checkbox"/>
Parking distance sensor(s) – Front and rear	<input checked="" type="checkbox"/>	<input checked="" type="checkbox"/>	<input checked="" type="checkbox"/>
Hands-Free liftgate – Power liftgate and Ford KeyFree system	<input checked="" type="checkbox"/>	<input checked="" type="checkbox"/>	<input checked="" type="checkbox"/>
Rear lights with LED technology	<input checked="" type="checkbox"/>	<input checked="" type="checkbox"/>	<input checked="" type="checkbox"/>
Quickclear heated windscreen, with heated windscreen washer jets (includes infrared acoustic windscreen)	<input checked="" type="checkbox"/>	<input checked="" type="checkbox"/>	<input checked="" type="checkbox"/>
Wipers – Automatic, with rain sensor (includes auto-dimming rear-view mirror)	<input checked="" type="checkbox"/>	<input checked="" type="checkbox"/>	<input checked="" type="checkbox"/>



FORD EDGE Interior features overview

	Titanium	Sport	Vignale
Interior design features			
A-Pillar – Fabric	<input checked="" type="checkbox"/>	<input checked="" type="checkbox"/>	<input checked="" type="checkbox"/>
B-Pillar – Fabric	<input checked="" type="checkbox"/>	<input checked="" type="checkbox"/>	<input checked="" type="checkbox"/>
Instrument panel – Leather-trimmed	<input checked="" type="checkbox"/>	<input checked="" type="checkbox"/>	<input checked="" type="checkbox"/>
Floor mats – Deluxe velours carpet, front and rear	<input checked="" type="checkbox"/>	<input checked="" type="checkbox"/>	<input checked="" type="checkbox"/>
Floor mats – Premium velours carpet, front and rear	<input checked="" type="checkbox"/>	<input checked="" type="checkbox"/>	<input checked="" type="checkbox"/>
Floor mats – Luxury with serged edging, front and rear	<input checked="" type="checkbox"/>	<input checked="" type="checkbox"/>	<input checked="" type="checkbox"/>
Gearshift knob – Leather-trimmed	<input checked="" type="checkbox"/>	<input checked="" type="checkbox"/>	<input checked="" type="checkbox"/>
Scuff plates – Bright finish front door, with illumination	<input checked="" type="checkbox"/>	<input checked="" type="checkbox"/>	<input checked="" type="checkbox"/>
Scuff plates – Bright finish front door, with illuminated Vignale script	<input checked="" type="checkbox"/>	<input checked="" type="checkbox"/>	<input checked="" type="checkbox"/>
Scuff plates – Bright finish liftgate	<input checked="" type="checkbox"/>	<input checked="" type="checkbox"/>	<input checked="" type="checkbox"/>
Pedal set with aluminium covers	<input type="checkbox"/>	<input checked="" type="checkbox"/>	<input type="checkbox"/>
Steering wheel – Leather-trimmed	<input checked="" type="checkbox"/>	<input checked="" type="checkbox"/>	<input checked="" type="checkbox"/>
Steering wheel – Premium leather-trimmed	<input checked="" type="checkbox"/>	<input checked="" type="checkbox"/>	<input checked="" type="checkbox"/>
Steering wheel – Heated	<input checked="" type="checkbox"/>	<input checked="" type="checkbox"/>	<input checked="" type="checkbox"/>
Interior convenience features			
Ford Power Starter Button	<input checked="" type="checkbox"/>	<input checked="" type="checkbox"/>	<input checked="" type="checkbox"/>
Ford KeyFree System with Ford Power Starter Button and hands free liftgate (includes power liftgate)	<input checked="" type="checkbox"/>	<input checked="" type="checkbox"/>	<input checked="" type="checkbox"/>
Centre console – With fixed armrest and stowage	<input checked="" type="checkbox"/>	<input checked="" type="checkbox"/>	<input checked="" type="checkbox"/>
Centre console – With fixed leather-trimmed armrest and stowage	<input checked="" type="checkbox"/>	<input checked="" type="checkbox"/>	<input checked="" type="checkbox"/>
Centre console – With uncovered moulded cup holders	<input checked="" type="checkbox"/>	<input checked="" type="checkbox"/>	<input checked="" type="checkbox"/>
Centre console – 220 V power outlet	<input checked="" type="checkbox"/>	<input checked="" type="checkbox"/>	<input checked="" type="checkbox"/>
Courtesy lights – LED 2nd row reading lights	<input checked="" type="checkbox"/>	<input checked="" type="checkbox"/>	<input checked="" type="checkbox"/>
Courtesy lights – Ambient lighting (front and rear door release handles, front door map pockets, console cup holders, console main stowage bin, media hub, console pass through and front and rear footwells)	<input checked="" type="checkbox"/>	<input checked="" type="checkbox"/>	<input checked="" type="checkbox"/>
Cruise control – Includes Speed Limiter and Intelligent Speed Assistance	<input checked="" type="checkbox"/>	<input checked="" type="checkbox"/>	<input checked="" type="checkbox"/>
Adaptive Cruise Control with Forward Alert	<input type="checkbox"/>	<input type="checkbox"/>	<input type="checkbox"/>
Mirror – Auto-dimming rear-view	<input checked="" type="checkbox"/>	<input checked="" type="checkbox"/>	<input checked="" type="checkbox"/>
MyKey®	<input checked="" type="checkbox"/>	<input checked="" type="checkbox"/>	<input checked="" type="checkbox"/>
Overhead console – Full length with sunglasses stowage	<input checked="" type="checkbox"/>	<input checked="" type="checkbox"/>	<input checked="" type="checkbox"/>
Windows – Electrically-operated front and rear with one-shot lowering and closing	<input checked="" type="checkbox"/>	<input checked="" type="checkbox"/>	<input checked="" type="checkbox"/>
Windows – Global lowering/closing	<input checked="" type="checkbox"/>	<input checked="" type="checkbox"/>	<input checked="" type="checkbox"/>



FORD EDGE Interior features overview


	Titanium	Sport	Vignale
Seats			
Front seats – Sports-style	<input checked="" type="checkbox"/>	<input checked="" type="checkbox"/>	<input checked="" type="checkbox"/>
Front seats – 4-way manual height adjust passive head restraints	<input checked="" type="checkbox"/>	<input checked="" type="checkbox"/>	<input checked="" type="checkbox"/>
Front seats – Variable heated driver and passenger seat	<input checked="" type="checkbox"/>	<input checked="" type="checkbox"/>	<input checked="" type="checkbox"/>
Front seats – 10-way power driver seat (power fore/aft/up/down/recline/tilt/2-way power lumbar)	<input checked="" type="checkbox"/>	<input checked="" type="checkbox"/>	<input checked="" type="checkbox"/>
Front seats – 4-way manual passenger seat (fore/aft/up/down/recline)	<input checked="" type="checkbox"/>	<input checked="" type="checkbox"/>	<input checked="" type="checkbox"/>
Front seats – 10-way power driver seat with mirror and seat memory function (power fore/aft/up/down/recline/tilt/2-way power lumbar) (only available with leather-trimmed seats)	<input type="checkbox"/>	<input type="checkbox"/>	<input checked="" type="checkbox"/>
Front seats – 10-way power passenger seat (fore/aft/up/down/recline/tilt/2-way power lumbar) (only available with leather-trimmed seats)	<input type="checkbox"/>	<input type="checkbox"/>	<input checked="" type="checkbox"/>
Seats – Leather-trimmed (including 10-way power driver's and passenger's seat adjustment with driver's memory, heated front seats, and exterior mirrors with memory)	<input type="checkbox"/>	<input type="checkbox"/>	<input checked="" type="checkbox"/>
Seats – Perforated leather-trimmed (includes 10-way power driver's and passenger's seat adjustment with driver's memory, climate-controlled front seats, heated rear seats and exterior mirrors with memory)	<input type="checkbox"/>	<input type="checkbox"/>	<input checked="" type="checkbox"/>
Seats – Perforated leather/Suede-trimmed (including 10-way power driver's and passenger's seat adjustment with driver's memory, climate-controlled front seats, and exterior mirrors with memory)	<input type="checkbox"/>	<input type="checkbox"/>	<input checked="" type="checkbox"/>
Seats – Hexagon pattern perforated luxury leather (including 10-way power driver's and passenger's seat adjustment with driver's memory, climate-controlled front seats, and exterior mirrors with memory)	<input type="checkbox"/>	<input type="checkbox"/>	<input checked="" type="checkbox"/>
Front seats – Climate-controlled driver and passenger seat (heated and cooled) and heated rear seat	<input type="checkbox"/>	<input type="checkbox"/>	<input type="checkbox"/>
Rear seats – Second row seats with fold-flat and recline	<input checked="" type="checkbox"/>	<input checked="" type="checkbox"/>	<input checked="" type="checkbox"/>
Rear seats – Second row manual "Easy Fold" seat function	<input checked="" type="checkbox"/>	<input checked="" type="checkbox"/>	<input checked="" type="checkbox"/>
Rear seats – Variable heated (only available with perforated leather/Suede-trimmed seats)	<input type="checkbox"/>	<input type="checkbox"/>	<input type="checkbox"/>
Climate control			
Air conditioning – Dual-zone Electronic Automatic Temperature Control (DEATC)	<input checked="" type="checkbox"/>	<input checked="" type="checkbox"/>	<input checked="" type="checkbox"/>
Loadspace			
Load compartment 4 tie down rings	<input checked="" type="checkbox"/>	<input checked="" type="checkbox"/>	<input checked="" type="checkbox"/>
Load compartment mat – Reversible (one side rubber, one side velours) (not available with 3rd row seat)	<input type="checkbox"/>	<input type="checkbox"/>	<input type="checkbox"/>
Load compartment mat – Vignale exclusive	<input checked="" type="checkbox"/>	<input checked="" type="checkbox"/>	<input type="checkbox"/>
Tonneau cover	<input checked="" type="checkbox"/>	<input checked="" type="checkbox"/>	<input checked="" type="checkbox"/>



Intelligent All-wheel drive (AWD) system

Intelligent AWD provides the full benefits of four-wheel drive when required, without the downsides of reduced fuel economy or the increased tyre wear typical of permanent four-wheel drive systems.

Td T S V



	Titanium	Sport	Vignale
Steering			
Electric power-assisted steering (EPAS)	<input checked="" type="checkbox"/>	<input checked="" type="checkbox"/>	<input checked="" type="checkbox"/>
Adaptive Steering	<input type="checkbox"/>	<input checked="" type="checkbox"/>	<input type="checkbox"/>
Shift indicator light (Enabled)	<input checked="" type="checkbox"/>	<input checked="" type="checkbox"/>	<input checked="" type="checkbox"/>
Steering column – Rake- and reach-adjustable	<input checked="" type="checkbox"/>	<input checked="" type="checkbox"/>	<input checked="" type="checkbox"/>
Steering column – Power rake- and reach-adjustable with steering wheel/seat memory function (only available with leather seats, not available with Adaptive Steering)	<input type="checkbox"/>	<input type="checkbox"/>	<input type="checkbox"/>
Suspension			
Suspension – Sport	<input type="checkbox"/>	<input checked="" type="checkbox"/>	<input type="checkbox"/>
Technology			
Auto-Start-Stop-system	<input checked="" type="checkbox"/>	<input checked="" type="checkbox"/>	<input checked="" type="checkbox"/>

	Standard	Optional, at extra cost	Part of an option pack, at extra cost
Trend	<input checked="" type="checkbox"/>	<input type="checkbox"/>	<input checked="" type="checkbox"/>
Titanium	<input checked="" type="checkbox"/>	<input type="checkbox"/>	<input type="checkbox"/>
Sport	<input checked="" type="checkbox"/>	<input type="checkbox"/>	<input type="checkbox"/>
Vignale	<input checked="" type="checkbox"/>	<input type="checkbox"/>	<input type="checkbox"/>

800L
5-seat mode laden to roof

602L
5-seat mode with spare steel wheel

Overall length (mm)	4808
Overall width with mirrors (mm)	2184
Overall width without mirrors (mm)	1928
Overall width with folded mirrors (mm)	1981
Overall height (max.) (mm)	1692
Minimum distance between wheel arches (in luggage compartment) (mm)	1150
Turning circle – Kerb to kerb (m)	12.0
Luggage capacity (litres)*	
5-seat mode (with steel spare wheel)	602
5-seat mode (laden to roof)	800
Fuel tank capacity (litres)	
Diesel	64.4

*Measured in accordance with ISO 3832. Dimensions may vary dependent on the model and equipment fitted.



	Solid body colour	Metallic body colours*						Premium body colours*			
	Oxford White	Shadow Black	Blue Jeans	Canyon Ridge	Ingot Silver	Magnetic	White Gold	Burgundy Velvet Tricoat	Ruby Red Tricoat	White Platinum Tricoat	Ametista Scura
Titanium											
Seat facing trim and colour: Reno Embossed in Ebony	<input checked="" type="checkbox"/>	<input checked="" type="checkbox"/>	<input checked="" type="checkbox"/>	<input checked="" type="checkbox"/>	<input checked="" type="checkbox"/>	<input checked="" type="checkbox"/>	<input checked="" type="checkbox"/>	<input checked="" type="checkbox"/>	<input checked="" type="checkbox"/>	<input checked="" type="checkbox"/>	<input checked="" type="checkbox"/>
Seat bolster trim and colour: Omni in Ebony	<input checked="" type="checkbox"/>	<input checked="" type="checkbox"/>	<input checked="" type="checkbox"/>	<input checked="" type="checkbox"/>	<input checked="" type="checkbox"/>	<input checked="" type="checkbox"/>	<input checked="" type="checkbox"/>	<input checked="" type="checkbox"/>	<input checked="" type="checkbox"/>	<input checked="" type="checkbox"/>	<input checked="" type="checkbox"/>
Instrument panel colour: Ebony	<input checked="" type="checkbox"/>	<input checked="" type="checkbox"/>	<input checked="" type="checkbox"/>	<input checked="" type="checkbox"/>	<input checked="" type="checkbox"/>	<input checked="" type="checkbox"/>	<input checked="" type="checkbox"/>	<input checked="" type="checkbox"/>	<input checked="" type="checkbox"/>	<input checked="" type="checkbox"/>	<input checked="" type="checkbox"/>
Seat facing trim and colour: Salerno Leather in Ebony*	<input checked="" type="checkbox"/>	<input checked="" type="checkbox"/>	<input checked="" type="checkbox"/>	<input checked="" type="checkbox"/>	<input checked="" type="checkbox"/>	<input checked="" type="checkbox"/>	<input checked="" type="checkbox"/>	<input checked="" type="checkbox"/>	<input checked="" type="checkbox"/>	<input checked="" type="checkbox"/>	<input checked="" type="checkbox"/>
Seat bolster trim and colour: Salerno Leather in Ebony*	<input checked="" type="checkbox"/>	<input checked="" type="checkbox"/>	<input checked="" type="checkbox"/>	<input checked="" type="checkbox"/>	<input checked="" type="checkbox"/>	<input checked="" type="checkbox"/>	<input checked="" type="checkbox"/>	<input checked="" type="checkbox"/>	<input checked="" type="checkbox"/>	<input checked="" type="checkbox"/>	<input checked="" type="checkbox"/>
Instrument panel colour: Ebony	<input checked="" type="checkbox"/>	<input checked="" type="checkbox"/>	<input checked="" type="checkbox"/>	<input checked="" type="checkbox"/>	<input checked="" type="checkbox"/>	<input checked="" type="checkbox"/>	<input checked="" type="checkbox"/>	<input checked="" type="checkbox"/>	<input checked="" type="checkbox"/>	<input checked="" type="checkbox"/>	<input checked="" type="checkbox"/>
Seat facing trim and colour: Salerno Micro Perf Leather in Ebony*	<input checked="" type="checkbox"/>	<input checked="" type="checkbox"/>	<input checked="" type="checkbox"/>	<input checked="" type="checkbox"/>	<input checked="" type="checkbox"/>	<input checked="" type="checkbox"/>	<input checked="" type="checkbox"/>	<input checked="" type="checkbox"/>	<input checked="" type="checkbox"/>	<input checked="" type="checkbox"/>	<input checked="" type="checkbox"/>
Seat bolster trim and colour: Salerno Leather in Ebony*	<input checked="" type="checkbox"/>	<input checked="" type="checkbox"/>	<input checked="" type="checkbox"/>	<input checked="" type="checkbox"/>	<input checked="" type="checkbox"/>	<input checked="" type="checkbox"/>	<input checked="" type="checkbox"/>	<input checked="" type="checkbox"/>	<input checked="" type="checkbox"/>	<input checked="" type="checkbox"/>	<input checked="" type="checkbox"/>
Instrument panel colour: Ebony	<input checked="" type="checkbox"/>	<input checked="" type="checkbox"/>	<input checked="" type="checkbox"/>	<input checked="" type="checkbox"/>	<input checked="" type="checkbox"/>	<input checked="" type="checkbox"/>	<input checked="" type="checkbox"/>	<input checked="" type="checkbox"/>	<input checked="" type="checkbox"/>	<input checked="" type="checkbox"/>	<input checked="" type="checkbox"/>
Seat facing trim and colour: Salerno Leather in Medium Soft Ceramic*	<input checked="" type="checkbox"/>	<input checked="" type="checkbox"/>	<input checked="" type="checkbox"/>	<input checked="" type="checkbox"/>	<input checked="" type="checkbox"/>	<input checked="" type="checkbox"/>	<input checked="" type="checkbox"/>	<input checked="" type="checkbox"/>	<input checked="" type="checkbox"/>	<input checked="" type="checkbox"/>	<input checked="" type="checkbox"/>
Seat bolster trim and colour: Salerno Leather in Medium Soft Ceramic*	<input checked="" type="checkbox"/>	<input checked="" type="checkbox"/>	<input checked="" type="checkbox"/>	<input checked="" type="checkbox"/>	<input checked="" type="checkbox"/>	<input checked="" type="checkbox"/>	<input checked="" type="checkbox"/>	<input checked="" type="checkbox"/>	<input checked="" type="checkbox"/>	<input checked="" type="checkbox"/>	<input checked="" type="checkbox"/>
Instrument panel colour – Upper: Ebony	<input checked="" type="checkbox"/>	<input checked="" type="checkbox"/>	<input checked="" type="checkbox"/>	<input checked="" type="checkbox"/>	<input checked="" type="checkbox"/>	<input checked="" type="checkbox"/>	<input checked="" type="checkbox"/>	<input checked="" type="checkbox"/>	<input checked="" type="checkbox"/>	<input checked="" type="checkbox"/>	<input checked="" type="checkbox"/>
Instrument panel colour – Lower: Medium Soft Ceramic	<input checked="" type="checkbox"/>	<input checked="" type="checkbox"/>	<input checked="" type="checkbox"/>	<input checked="" type="checkbox"/>	<input checked="" type="checkbox"/>	<input checked="" type="checkbox"/>	<input checked="" type="checkbox"/>	<input checked="" type="checkbox"/>	<input checked="" type="checkbox"/>	<input checked="" type="checkbox"/>	<input checked="" type="checkbox"/>
Seat facing trim and colour: Salerno Micro Perf Leather in Medium Soft Ceramic*	<input checked="" type="checkbox"/>	<input checked="" type="checkbox"/>	<input checked="" type="checkbox"/>	<input checked="" type="checkbox"/>	<input checked="" type="checkbox"/>	<input checked="" type="checkbox"/>	<input checked="" type="checkbox"/>	<input checked="" type="checkbox"/>	<input checked="" type="checkbox"/>	<input checked="" type="checkbox"/>	<input checked="" type="checkbox"/>
Seat bolster trim and colour: Salerno Leather in Medium Soft Ceramic*	<input checked="" type="checkbox"/>	<input checked="" type="checkbox"/>	<input checked="" type="checkbox"/>	<input checked="" type="checkbox"/>	<input checked="" type="checkbox"/>	<input checked="" type="checkbox"/>	<input checked="" type="checkbox"/>	<input checked="" type="checkbox"/>	<input checked="" type="checkbox"/>	<input checked="" type="checkbox"/>	<input checked="" type="checkbox"/>
Instrument panel colour – Upper: Ebony	<input checked="" type="checkbox"/>	<input checked="" type="checkbox"/>	<input checked="" type="checkbox"/>	<input checked="" type="checkbox"/>	<input checked="" type="checkbox"/>	<input checked="" type="checkbox"/>	<input checked="" type="checkbox"/>	<input checked="" type="checkbox"/>	<input checked="" type="checkbox"/>	<input checked="" type="checkbox"/>	<input checked="" type="checkbox"/>
Instrument panel colour – Lower: Medium Soft Ceramic	<input checked="" type="checkbox"/>	<input checked="" type="checkbox"/>	<input checked="" type="checkbox"/>	<input checked="" type="checkbox"/>	<input checked="" type="checkbox"/>	<input checked="" type="checkbox"/>	<input checked="" type="checkbox"/>	<input checked="" type="checkbox"/>	<input checked="" type="checkbox"/>	<input checked="" type="checkbox"/>	<input checked="" type="checkbox"/>
Seat facing trim and colour: Salerno Leather in Tobacco*	<input checked="" type="checkbox"/>	<input checked="" type="checkbox"/>	<input checked="" type="checkbox"/>	<input checked="" type="checkbox"/>	<input checked="" type="checkbox"/>	<input checked="" type="checkbox"/>	<input checked="" type="checkbox"/>	<input checked="" type="checkbox"/>	<input checked="" type="checkbox"/>	<input checked="" type="checkbox"/>	<input checked="" type="checkbox"/>
Seat bolster trim and colour: Salerno Leather in Tobacco*	<input checked="" type="checkbox"/>	<input checked="" type="checkbox"/>	<input checked="" type="checkbox"/>	<input checked="" type="checkbox"/>	<input checked="" type="checkbox"/>	<input checked="" type="checkbox"/>	<input checked="" type="checkbox"/>	<input checked="" type="checkbox"/>	<input checked="" type="checkbox"/>	<input checked="" type="checkbox"/>	<input checked="" type="checkbox"/>
Instrument panel colour: Ebony	<input checked="" type="checkbox"/>	<input checked="" type="checkbox"/>	<input checked="" type="checkbox"/>	<input checked="" type="checkbox"/>	<input checked="" type="checkbox"/>	<input checked="" type="checkbox"/>	<input checked="" type="checkbox"/>	<input checked="" type="checkbox"/>	<input checked="" type="checkbox"/>	<input checked="" type="checkbox"/>	<input checked="" type="checkbox"/>
Seat facing trim and colour: Salerno Micro Perf Leather in Tobacco*	<input checked="" type="checkbox"/>	<input checked="" type="checkbox"/>	<input checked="" type="checkbox"/>	<input checked="" type="checkbox"/>	<input checked="" type="checkbox"/>	<input checked="" type="checkbox"/>	<input checked="" type="checkbox"/>	<input checked="" type="checkbox"/>	<input checked="" type="checkbox"/>	<input checked="" type="checkbox"/>	<input checked="" type="checkbox"/>
Seat bolster trim and colour: Salerno Leather in Tobacco*	<input checked="" type="checkbox"/>	<input checked="" type="checkbox"/>	<input checked="" type="checkbox"/>	<input checked="" type="checkbox"/>	<input checked="" type="checkbox"/>	<input checked="" type="checkbox"/>	<input checked="" type="checkbox"/>	<input checked="" type="checkbox"/>	<input checked="" type="checkbox"/>	<input checked="" type="checkbox"/>	<input checked="" type="checkbox"/>
Instrument panel colour: Ebony	<input checked="" type="checkbox"/>	<input checked="" type="checkbox"/>	<input checked="" type="checkbox"/>	<input checked="" type="checkbox"/>	<input checked="" type="checkbox"/>	<input checked="" type="checkbox"/>	<input checked="" type="checkbox"/>	<input checked="" type="checkbox"/>	<input checked="" type="checkbox"/>	<input checked="" type="checkbox"/>	<input checked="" type="checkbox"/>
Sport											
Seat facing trim and colour: Reno Embossed in Ebony	<input checked="" type="checkbox"/>	<input checked="" type="checkbox"/>	<input checked="" type="checkbox"/>	<input checked="" type="checkbox"/>	<input checked="" type="checkbox"/>	<input checked="" type="checkbox"/>	<input checked="" type="checkbox"/>	<input checked="" type="checkbox"/>	<input checked="" type="checkbox"/>	<input checked="" type="checkbox"/>	<input checked="" type="checkbox"/>
Seat bolster trim and colour: Omni in Ebony	<input checked="" type="checkbox"/>	<input checked="" type="checkbox"/>	<input checked="" type="checkbox"/>	<input checked="" type="checkbox"/>	<input checked="" type="checkbox"/>	<input checked="" type="checkbox"/>	<input checked="" type="checkbox"/>	<input checked="" type="checkbox"/>	<input checked="" type="checkbox"/>	<input checked="" type="checkbox"/>	<input checked="" type="checkbox"/>
Instrument panel colour: Ebony	<input checked="" type="checkbox"/>	<input checked="" type="checkbox"/>	<input checked="" type="checkbox"/>	<input checked="" type="checkbox"/>	<input checked="" type="checkbox"/>	<input checked="" type="checkbox"/>	<input checked="" type="checkbox"/>	<input checked="" type="checkbox"/>	<input checked="" type="checkbox"/>	<input checked="" type="checkbox"/>	<input checked="" type="checkbox"/>
Seat facing trim and colour: Salerno Leather with Miko Suede 712 Perf in Ebony*	<input checked="" type="checkbox"/>	<input checked="" type="checkbox"/>	<input checked="" type="checkbox"/>	<input checked="" type="checkbox"/>	<input checked="" type="checkbox"/>	<input checked="" type="checkbox"/>	<input checked="" type="checkbox"/>	<input checked="" type="checkbox"/>	<input checked="" type="checkbox"/>	<input checked="" type="checkbox"/>	<input checked="" type="checkbox"/>
Seat bolster trim and colour: Salerno Leather in Ebony*	<input checked="" type="checkbox"/>	<input checked="" type="checkbox"/>	<input checked="" type="checkbox"/>	<input checked="" type="checkbox"/>	<input checked="" type="checkbox"/>	<input checked="" type="checkbox"/>	<input checked="" type="checkbox"/>	<input checked="" type="checkbox"/>	<input checked="" type="checkbox"/>	<input checked="" type="checkbox"/>	<input checked="" type="checkbox"/>
Instrument panel colour: Ebony	<input checked="" type="checkbox"/>	<input checked="" type="checkbox"/>	<input checked="" type="checkbox"/>	<input checked="" type="checkbox"/>	<input checked="" type="checkbox"/>	<input checked="" type="checkbox"/>	<input checked="" type="checkbox"/>	<input checked="" type="checkbox"/>	<input checked="" type="checkbox"/>	<input checked="" type="checkbox"/>	<input checked="" type="checkbox"/>
Vignale											
Seat facing trim and colour: Perforated Leather in Cashmere	<input checked="" type="checkbox"/>	<input checked="" type="checkbox"/>	<input checked="" type="checkbox"/>	<input checked="" type="checkbox"/>	<input checked="" type="checkbox"/>	<input checked="" type="checkbox"/>	<input checked="" type="checkbox"/>	<input checked="" type="checkbox"/>	<input checked="" type="checkbox"/>	<input checked="" type="checkbox"/>	<input checked="" type="checkbox"/>
Seat bolster trim and colour: Windsor Leather in Cashmere	<input checked="" type="checkbox"/>	<input checked="" type="checkbox"/>	<input checked="" type="checkbox"/>	<input checked="" type="checkbox"/>	<input checked="" type="checkbox"/>	<input checked="" type="checkbox"/>	<input checked="" type="checkbox"/>	<input checked="" type="checkbox"/>	<input checked="" type="checkbox"/>	<input checked="" type="checkbox"/>	<input checked="" type="checkbox"/>
Instrument panel colour: Ebony	<input checked="" type="checkbox"/>	<input checked="" type="checkbox"/>	<input checked="" type="checkbox"/>	<input checked="" type="checkbox"/>	<input checked="" type="checkbox"/>	<input checked="" type="checkbox"/>	<input checked="" type="checkbox"/>	<input checked="" type="checkbox"/>	<input checked="" type="checkbox"/>	<input checked="" type="checkbox"/>	<input checked="" type="checkbox"/>
Seat facing trim and colour: Perforated Leather in Ebony	<input checked="" type="checkbox"/>	<input checked="" type="checkbox"/>	<input checked="" type="checkbox"/>	<input checked="" type="checkbox"/>	<input checked="" type="checkbox"/>	<input checked="" type="checkbox"/>	<input checked="" type="checkbox"/>	<input checked="" type="checkbox"/>	<input checked="" type="checkbox"/>	<input checked="" type="checkbox"/>	<input checked="" type="checkbox"/>
Seat bolster trim and colour: Windsor Leather in Ebony	<input checked="" type="checkbox"/>	<input checked="" type="checkbox"/>	<input checked="" type="checkbox"/>	<input checked="" type="checkbox"/>	<input checked="" type="checkbox"/>	<input checked="" type="checkbox"/>	<input checked="" type="checkbox"/>	<input checked="" type="checkbox"/>	<input checked="" type="checkbox"/>	<input checked="" type="checkbox"/>	<input checked="" type="checkbox"/>
Instrument panel colour: Ebony	<input checked="" type="checkbox"/>	<input checked="" type="checkbox"/>	<input checked="" type="checkbox"/>	<input checked="" type="checkbox"/>	<input checked="" type="checkbox"/>	<input checked="" type="checkbox"/>	<input checked="" type="checkbox"/>	<input checked="" type="checkbox"/>	<input checked="" type="checkbox"/>	<input checked="" type="checkbox"/>	<input checked="" type="checkbox"/>

*Option at extra cost, ¹Available until November 2016, ²Available from November 2016.



20"
5x2-spoke alloy wheel
(Fitted with 255/45 tyres)

S

- Standard
- Optional, at extra cost
- Part of an option pack, at extra cost
- Td Td Trend
- T T Titanium
- S S Sport
- V V Vignale

	Titanium	Sport	Vignale
Alloy – 19" 5x2-spoke (Fitted with 235/55 tyres)*	<input checked="" type="checkbox"/>	<input checked="" type="checkbox"/>	<input checked="" type="checkbox"/>
Alloy – 20" 5x2-spoke (Fitted with 255/45 tyres)*	<input type="checkbox"/>	<input checked="" type="checkbox"/>	<input checked="" type="checkbox"/>
Alloy – 20" 5x2-spoke (Fitted with 255/45 tyres)*	<input checked="" type="checkbox"/>	<input checked="" type="checkbox"/>	<input checked="" type="checkbox"/>
Alloy – 20" 10-spoke (Fitted with 255/45 tyres)*	<input checked="" type="checkbox"/>	<input checked="" type="checkbox"/>	<input checked="" type="checkbox"/>
Mini spare wheel – 17" steel	<input checked="" type="checkbox"/>	<input checked="" type="checkbox"/>	<input checked="" type="checkbox"/>

*The wheel you choose will be fitted with the tyre size noted, but no choice of tyre brand is available.



Inflatable rear seat belts

Crash forces are distributed over an area five times as wide as a conventional seat belt to help to reduce the risk of injury. Approved child seats for inflatable rear seat belts are available as accessories.



FORD EDGE Safety features

	Titanium	Sport	Vignale
Safety and driver assistance			
Ford Intelligent Protection System (IPS) ¹⁾	<input checked="" type="checkbox"/>	<input checked="" type="checkbox"/>	<input checked="" type="checkbox"/>
Anti-lock braking system (ABS) with electronic brake-force distribution (EBD) ¹⁾	<input checked="" type="checkbox"/>	<input checked="" type="checkbox"/>	<input checked="" type="checkbox"/>
Curve Control ¹⁾	<input checked="" type="checkbox"/>	<input checked="" type="checkbox"/>	<input checked="" type="checkbox"/>
Roll Stability Control ¹⁾	<input checked="" type="checkbox"/>	<input checked="" type="checkbox"/>	<input checked="" type="checkbox"/>
Pre-Collision Assist ¹⁾	<input checked="" type="checkbox"/>	<input checked="" type="checkbox"/>	<input checked="" type="checkbox"/>
Blind Spot Information System with Cross Traffic Alert ¹⁾ (includes auto-dimming, automatic headlights, Auto High Beam and auto-foldable door mirrors)	<input type="checkbox"/>	<input type="checkbox"/>	<input type="checkbox"/>
Lane-Keeping Alert ²⁾ (including Lane-Keeping Aid ²⁾ , Auto High Beam ¹⁾ , Driver Alert ²⁾ and autowipers ¹⁾	<input checked="" type="checkbox"/>	<input checked="" type="checkbox"/>	<input checked="" type="checkbox"/>
Traffic Sign Recognition ²⁾	<input checked="" type="checkbox"/>	<input checked="" type="checkbox"/>	<input checked="" type="checkbox"/>
Airbags – Driver's and front passenger's ¹⁾	<input checked="" type="checkbox"/>	<input checked="" type="checkbox"/>	<input checked="" type="checkbox"/>
Airbags – Front side impact ¹⁾	<input checked="" type="checkbox"/>	<input checked="" type="checkbox"/>	<input checked="" type="checkbox"/>
Airbags – Driver's knee bolster ¹⁾	<input checked="" type="checkbox"/>	<input checked="" type="checkbox"/>	<input checked="" type="checkbox"/>
Airbags – Front and rear side curtain ¹⁾	<input checked="" type="checkbox"/>	<input checked="" type="checkbox"/>	<input checked="" type="checkbox"/>
Airbags – Passenger airbag deactivation switch ¹⁾	<input checked="" type="checkbox"/>	<input checked="" type="checkbox"/>	<input checked="" type="checkbox"/>
Seat belts – Inflatable (rear outboard seats only)	<input type="checkbox"/>	<input type="checkbox"/>	<input type="checkbox"/>

- Standard
- Optional, at extra cost
- Part of an option pack, at extra cost
- Trend
- Titanium
- Sport
- Vignale

¹⁾Safety feature, ²⁾Driver assistance feature.
 ♦Note: A rear-facing child seat should never be placed in the front passenger seat when the Ford vehicle is equipped with an operational front passenger's airbag. The safest place for children is properly restrained on the rear seat.

FORD EDGE Security features

	Titanium	Sport	Vignale
Security			
Electrically-operated childproof locks on rear doors	<input checked="" type="checkbox"/>	<input checked="" type="checkbox"/>	<input checked="" type="checkbox"/>
Remote, power central/double locking	<input checked="" type="checkbox"/>	<input checked="" type="checkbox"/>	<input checked="" type="checkbox"/>
Thatcham Category 1 alarm with volume sensing, perimeter alarm battery backed (includes remote central/double locking)	<input checked="" type="checkbox"/>	<input checked="" type="checkbox"/>	<input checked="" type="checkbox"/>

 **FORD EDGE Audio availability**

	Titanium	Sport	Vignale
Audio and communication systems			
Radio/CD/Navigation system, single CD, AM/FM dual tuner radio with 5th channel phased diversity, DAB and TMC (Traffic Message Channel), DM8-8" TFT LCD Touchscreen, 9 speaker primary audio, Ford SYNC 3, compass display, media hub, 2 USB slots, GPSM (cluster level 3)	<input checked="" type="checkbox"/>		
Sony radio/CD, single CD, AM/FM dual tuner radio with 5th channel and phased diversity and DAB, cluster level 3, DM8-8" TFT LCD Touchscreen, 12 speaker Sony audio, Ford SYNC 3, compass display, media hub, 2 USB slots and GPSM	<input type="checkbox"/>		
Sony radio/CD/Navigation system, single CD, AM/FM dual tuner radio with 5th channel and phased diversity, DAB and TMC (Traffic Message Channel), cluster level 3, DM8-8" TFT LCD Touchscreen, 12 speaker Sony audio, Ford SYNC 3, compass display, media hub, 2 USB slots and GPSM	<input checked="" type="checkbox"/>	<input checked="" type="checkbox"/>	<input checked="" type="checkbox"/>

 **FORD EDGE Warranty options**

	All Ford Edge Models
2-year/unlimited km* Ford Protect Classic Plan Warranty	<input checked="" type="checkbox"/>
2-year/30,000 km* Ford Assistance Roadside Cover (Europe)	<input checked="" type="checkbox"/>
Ford Protect Premium Plan, including scheduled servicing and extended Ford Assistance	<input type="checkbox"/>
2-year/unlimited km* Paint Warranty	<input checked="" type="checkbox"/>
12-year/unlimited km* Perforation Warranty	<input checked="" type="checkbox"/>

Standard
 Optional, at extra cost
 Part of an option pack, at extra cost



Load retention guard

Robust retention system keeps dogs or items of luggage safely in the load compartment (removable when not in use). Separate guards can be ordered for fitment either behind the first or the second row of seats. (Accessory)

Detachable tow bar

For extra transport and stowage capability, the tow bar can tow up to 2,200 kg depending on engine. The tow bar can be detached if not in use. (Option and accessory)



Crossbars

Sturdy crossbars allow you to transport a range of loads safely and easily. Lockable crossbars are only available in combination with roof rails. (Accessory)

Thule®+ roof box

Designed to carry a wide variety of loads and protect them from weather and theft. Most models come with dual opening for easy access. (Accessory, available in various sizes)

Thule®+ roof ski/snowboard carrier

Elegant, fully-lockable ski carrier suitable for up to six pairs of skis or three snowboards. (Accessory)

Thule®+ roof bike carrier

High-quality, easy-to-install roof bike carrier from leading manufacturer Thule®+. (Accessory)

ClimAir®+ wind deflectors

Reduces wind turbulence and noise, allowing you a more enjoyable drive with the front windows down, even during light rain. (Accessory)

All-weather front and rear floor mats

The tray-style all-weather floor mats with Edge nameplate are tailor-made to fit perfectly and protect against dirt and damp. Securely fixed directly onto the vehicle's floor, the mat cannot slip and interfere with the pedals. (Option and accessory)

Load compartment mat

Provides load compartment protection. The reversible design offers a choice between a carpet with the Ford Edge logo, or a durable rubber surface ideal for carrying wet or dirty items. It can be extended over the rear seats. (Option and accessory)

Load compartment tray

Durable tray, designed to keep the load compartment clean and tidy, ideal for transporting wet or dirty items. (Accessory)

ClimAir®+ bumper protection

The rear bumper protection plate protects against wear and tear when loading. (Accessory)



Uebler® rear bike carrier

High-quality tow bar-mounted bike carrier. Features practical tilting mechanism for easy access to the load compartment. (Accessory)

Mudflaps

Contoured mudflaps help to keep your Ford Edge clean by protecting it from road spray and stone chips. Available as sets for front and rear. (Accessory, not available on Sport)

Option Packs

Luxury Pack – Choice of either perforated leather-trimmed or perforated leather/Suede-trimmed seats, climate-controlled front seats, variable heated rear seats and electrically-operated sliding panorama roof (includes electric sunblind) (not available if roof rails are specified)

	Titanium	Sport
Standard	<input checked="" type="checkbox"/>	<input checked="" type="checkbox"/>
Optional, at extra cost	<input type="checkbox"/>	<input type="checkbox"/>
Part of an option pack, at extra cost	<input type="checkbox"/>	<input checked="" type="checkbox"/>

*Meets European ECE-R17.08/ISO 27955 safety requirements.
 +Item covered by third party supplier's warranty, please see back cover for details.
 For more accessories for your Ford Edge visit www.ford.ie
 For a range of Ford branded items – from clothing to lifestyle products and model cars – visit www.fordlifestylecollection.com

FORD EDGE Next steps



try

Visit your Ford Dealer and test drive the Ford Edge for yourself.
Find your local dealer: www.ford.ie



build

Build and price your new Ford Edge to your exact specification
and see how it looks at www.ford.ie



finance

When it comes to financing your car, our size and expertise means we're well placed to provide you with a wide range of finance products.

Ford Credit provides a range of finance products for your car whether you are a private or business user.

For more information about our finance products visit www.ford.ie



contact

1890 812 333



eBrochure containing full features and specifications

You can also download your brochure to further help you make a detailed choice at www.ford.ie



own

When you drive away in your new car, we're with you all the way. Ford has the largest authorised service network in Ireland to help you keep your car in the best condition. And should your new Ford ever require accident repair, a Ford Accident Repair Centre is the best place to get your car back to its pre-accident condition and on the road as quickly as possible.



Illustrations, descriptions and specifications. This catalogue was correct at the time of going to print. However, Ford policy is one of continuous product development. The right is reserved to change specifications, colours and prices of the models and items illustrated and described in this publication at any time. For the latest details always consult your Ford Dealer. **Optional equipment.** Throughout this publication, wherever a feature is described as being an 'Option' or 'Option Fitment/Pack' etc, you should assume that it will be at extra cost to the base vehicle, unless specifically stated to the contrary. All models and colour combinations are subject to availability. **Note.** Some images portrayed are of a pre-production model and/or are computer generated, therefore, the design/features on the final version of the vehicle may differ in various respects. In addition, some of the features shown on the vehicles may be optional. **Note.** This brochure contains both original Ford accessories as well as a range of products from our suppliers. **+**The identified accessories are carefully selected third party supplier branded accessories which do not come with a Ford warranty but are instead covered by the third party supplier's own warranty, the details of which can be obtained from your Ford Dealer. **Note.** The Bluetooth® word mark and logos are owned by the Bluetooth SIG, Inc. and any use of such marks by Ford Motor Company is under licence. The iPod word mark and logos are the property of Apple Inc. Other trademarks and trade names are those of their respective owners. **Note.** Some driver assistance features and safety features described in this brochure are designed to function using sensors, whose performance may be affected under certain weather or environmental conditions.

MY 2017 IRL en

Published by Henry Ford and Son Limited,
Elm Court, Boreenmanna Road, Cork, Ireland.
Registered in Ireland No. 4441.

BJN 205351. FoE 172E.
PN 674503/0217/6m/IRL en
December 2016.

© Ford Motor Company Limited.

