

# ***ECLIPSE CROSS***

  
**MITSUBISHI  
MOTORS**  
Drive your Ambition





# DYNAMIC STYLING

Stylish and dynamic looks that boldly proclaim incomparable refinement, robustness and road performance. From assertive face to attractive tail, the Eclipse Cross expresses the promise of unparalleled SUV driving pleasure. Wherever you go, you'll feel refreshed in the Eclipse Cross.







# Exhilaration at your Command

The sporty, meticulously crafted cockpit quickens your pulse and heightens your pleasure. Every detail is designed to enhance your awareness and control. So driving feels intuitive with direct, linear response to every command.

The joy of driving extends to every passenger in the spacious cabin, which is overflowing with quality materials and solid craftsmanship. Comfortable seats with supportive contours and plenty of legroom keep everyone feeling refreshed even on the longest of journeys.



## Head Up Display [HUD]

The colour Head Up Display conveys vehicle information on a transparent shield and operates within the driver's field of vision for enhanced safety while driving [Intense and Instyle models].



## Touchpad Controller

The Touchpad Controller allows easy and intuitive operation of Smartphone Link Display Audio [compatible with Apple CarPlay but not with Android Auto™] without having to move body position when the Eclipse Cross is on the move.



# Smartphone Link Display Audio

Expand your world with smartphone connectivity.

Go where you want, when you want.

Discover new places and new music.

Smartphone Link Display Audio [SDA] helps you find such moments. You can operate map settings, music playback, and calls all with voice actions for a more enjoyable and safer drive.

- 7 inch touch screen
- DAB / FM / AM
- Hands-free Phone / Music Via Bluetooth®
- iPod®
- USB port x2
- Multi-Around Monitor [Instyle model]
- Fuel Consumption Indicator and Eco Information

## Android Auto™



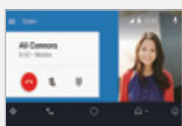
By just connecting your Android™ Smartphone to SDA, you can operate your favorite apps through voice commands, letting you focus on the road for safer driving.

For more information: [www.android.com/auto/](http://www.android.com/auto/)



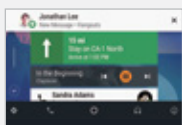
### Maps

No more needing to update your GPS maps. Using Google Maps' real time traffic conditions and constantly updated maps, you'll never get lost again.




### Phone

You can make calls and check voicemail hands-free.



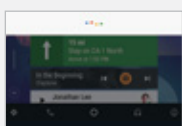
### Messages

Have your messages read to you, or write and send your own, all through voice commands.



### Music

Discover new songs and make your own playlist out of the 40 million songs in the Google Play Music. Prepping for a drive has never been so fun!



### Voice Control


Hold down the steering wheel button or say "OK Google." The latest in voice recognition technology is ready to help.



### Apps

Easily access your favorite apps like WhatsApp, Spotify, and more. The list of compatible apps continues to grow.

## Apple CarPlay



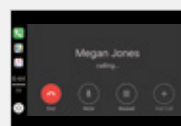
Connecting your iPhone to SDA lets you easily operate maps, music, calls, messages and more through Siri. SDA helps you intuitively do what you want on your iPhone, even on the road.

For more information: [www.apple.com/ios/carplay/](http://www.apple.com/ios/carplay/)



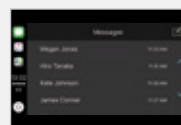
### Maps

Use Apple Maps to set your destination. You can also use it to search for things like nearby restaurants and parking, or to estimate time needed for side trips.



### Phone

Just ask Siri to make calls and check voicemail.



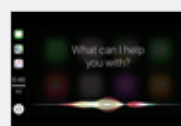
### Messages

Leave it to Siri to read out, reply and send your messages so you can focus on driving.



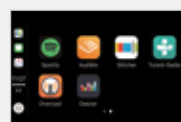
### Music

Tell Siri the name of artist or song and listen to the music you love from Apple Music, or your other audio apps.



### Siri

Just hold down the steering wheel button to call Siri up. "Play Music," "Where's the closest petrol station?"... Siri's the perfect partner for a drive.



### Apps

You can use a number of Audio, messaging, and voice calling apps with Apple CarPlay. You can also rearrange the icons using the settings on your iPhone.

# Instyle Features

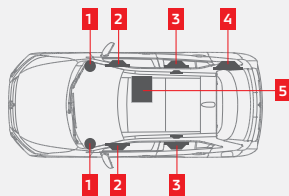


## Panoramic Sunroof

The Eclipse Cross allows both the driver and passengers bring the refreshing elements of the outdoors into their journey, through the stylish twin sunroofs with outer sliding glass. With separately operated shades, the driver has full control over sunlight levels as they drive [Instyle model].

## Rockford Fosgate® Premium Sound System

Savour the stunning sound quality of a new audio system jointly developed with the Rockford Corporation. Nine speakers surround you with spectacular DTS Neural Surround™ sound [Instyle model].



1. 3.5cm soft dome tweeter
2. 16cm vacuum formed cone speaker
3. 16cm vacuum formed coaxial 2-way speaker
4. 25cm dual voice-coil subwoofer
5. 710W 8-channel high-power amplifier



Note: Rockford Fosgate® and associated logos are registered trademarks of Rockford Corporation in the United States and other countries. DTS Neural Surround™ is a trademark of DTS, Inc.

# Functional Features

## Electric Parking Brake with Brake Auto Hold

Simply pull the switch up to apply the parking brake or push the switch down to release it. If Brake Auto Hold is active, the vehicle will remain stationary even if you release the brake pedal. Pressing the accelerator releases the brakes [Intense and Instyle models].



## Keyless Operation System [KOS]

When carrying the key, you can press a button on the outside of the front doors or tailgate to lock or unlock all the doors and tailgate, and press the engine switch in the cockpit to start or stop the engine [Intense and Instyle models].



## Heated Front Seats

The front seats provide heaters in the cushions and seatbacks that can be activated or deactivated from easy-to-access switches [Instyle model].



## Rain Sensor and Auto Headlights

The rain sensor activates the windshield wipers automatically when moisture is detected on the windshield. The headlights automatically activate for your safety and convenience when your surroundings become dark.





### Tailgate Window

The rear view is clear through the double rear windows with minimal interference from the height-adjustable rear headrests, which are specially designed to stay low while providing comfortable head support.

### Rear Seat Adjustment

The comfortable rear seats with 9-step reclining and 200mm sliding adjustment can be slid all the way back for class-leading legroom. Even then, there is plenty of storage space in back and the 60:40 split seatbacks can be individually lowered for more.

### Slender Side Sills

The side sills are slender and protected from thrown up dirt by door garnishes while driving, so anyone can comfortably enter and exit the vehicle without rubbing their legs on the car and getting their clothes dirty.




### USB Ports

The two USB ports are conveniently located near the shift lever, allowing easy access from both front seats.



## Seat Trims & Wheels



Standard Fabric [Invite]



High Grade Fabric with Silver Stitching [Intense]



Leather with Orange Stitching [Instyle]

Note: Leather seats include synthetic leather on the sides, rear, partial seating surfaces and head restraint [also on rear centre armrest sides, door armrests and door trim etc].



16" Alloy Wheel [Invite]



18" Alloy Wheel [Intense and Instyle]



# Spirited Performance



## Make all the right moves in relaxed comfort

Handling is stable, intuitive and predictable. Where you point, the Eclipse Cross goes with unerring precision and poise thanks to a fine-tuned suspension, responsive steering and supreme body rigidity. At the same time, all passengers enjoy an extremely comfortable ride on every road wherever you travel.

## 1.5L Direct-Injection Turbocharged Petrol Engine

New down-sizing turbo technology gives rich torque. The newly developed engine puts instant acceleration at your command. This highly responsive performance was made possible by direct fuel injection, MIVEC [Mitsubishi Innovative Valve timing Electronic Control system] and more.

## Auto Stop & Go [AS&G]

Auto Stop & Go [AS&G] reduces fuel consumption and CO<sub>2</sub> emissions by automatically shutting off the engine when the vehicle is stationary, such as when waiting at traffic lights. The engine restarts immediately when you remove your foot from the brake pedal [CVT model] or step on the clutch pedal [MT model].

Note: If Brake Auto Hold is active, the engine remains off until the accelerator pedal is pressed.

## INVECS-III CVT and 6 MT

The advanced 8 speed CVT supports smooth, powerful and outstanding fuel efficiency with new step shift control that creates the satisfying sensation of shifting gears. A new lightweight 6-speed manual transmission is also available.



# Reassuring Peace of Mind

Advanced safety technology supports safer, more confident driving on the road and in parking lots, day and night. From intelligent sensors that track your surroundings and warn you of danger to active driving assistance and solid passive protection, the Eclipse Cross delivers all around high levels of safety.



## Forward Collision Mitigation System [FCM]

Helps prevent a frontal collision or reduce damage if the collision becomes unavoidable. Responds to vehicles and pedestrians via camera and laser radar\*.

Danger of collision



Warning + braking assistance

High danger of collision



Warning + auto braking

Extremely high danger of collision




Warning + strong auto braking

\*Note: Laser radar only available with Adaptive Cruise Control, Instyle CVT model.

## Adaptive Cruise Control [ACC]


Maintains a selected distance between your vehicle and the car ahead via radar for greater safety and peace of mind. It reduces driver stress especially during heavy traffic on motorways [Instyle CVT model].

No vehicle in front



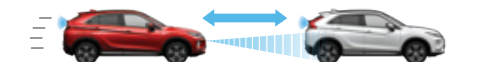
Your selected speed is maintained even if you remove your foot from the accelerator pedal.

Vehicle in front



Your selected distance between vehicles is maintained.

Vehicle in front [slowing/stopping]



When the vehicle in front slows or stops, ACC slows or stops your vehicle.

Please note: The detection and control capabilities of Forward Collision Mitigation [FCM] are supplemental only and do not prevent collisions in every situation. Please drive safely and do not rely solely on this system while driving. FCM operates when a vehicle is in front of your vehicle. FCM is also designed to detect pedestrians, but may not detect them or be activated in some situations. Auto braking is activated for a car ahead when your vehicle is travelling at a speed of approx. 5km/h to 80km/h [approx. 5km/h to 180km/h if your vehicle is equipped with ACC] and for a pedestrian ahead at approx. 5km/h to 65km/h. Since FCM has no function to maintain braking, the brake is released approximately 2 seconds after stopping. To prevent the vehicle from rolling thereafter, the driver may have to hold the brake pedal down. In some cases, FCM may not function if the driver takes actions for accident avoidance through steering or acceleration operation. If you have any questions, please consult your local Mitsubishi Motors Dealer for details.



# Instyle Safety Features


## Multi Around Monitor

The views from cameras mounted on the front, rear and sides of the vehicle [including a bird's-eye view] can be displayed in various combinations to reveal what is in blind spots and help you park more safely.



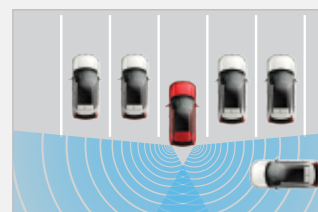
## Blind Spot Warning [BSW]

This safety feature uses radar sensors in the rear bumper to detect vehicles in your rear blind spots, on the right and left sides. An indicator appears in the door mirror when BSW is active and the turn signals are off. When a vehicle is detected while the turn signal is on, an indicator blinks in the corresponding door mirror and a buzzer sounds.



## Rear Cross Traffic Alert [RCTA]

An indicator appears in the combination meter display when RCTA is active. If radar sensors in the rear bumper detect an approaching vehicle nearby while reverse gear is engaged, a warning message appears in the Multi-information display, a buzzer sounds and an indicator blinks in both door mirrors.



## Active Stability Control [ASC]

If wheels lose their grip on slippery surfaces or while turning, ASC automatically adjusts engine output and applies braking force at the appropriate wheels to help maintain control and prevent skidding.

## Hill Start Assist [HSA]

When starting on a steep slope, HSA helps prevent you from rolling backwards while you release the brake by the braking force for up to two seconds until the accelerator is applied.

## RISE Body


Collision safety performance is significantly enhanced by Mitsubishi Motors' RISE [Reinforced Impact Safety Evolution] body, which efficiently absorbs energy and maintains high cabin integrity in the event of a collision.

## 7 SRS Airbags

Front airbags, side airbags, curtain airbags and a driver's knee airbag help protect you and your passengers in the event of a collision.

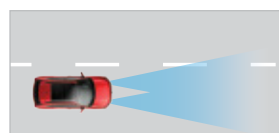
## Lane Departure Warning [LDW]

This feature beeps and displays a warning if the vehicle drifts from its lane while the turn signals are not operating.

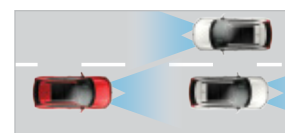


## Automatic High Beam [AHB]

To increase safety, comfort and driving ease at night, the high beams automatically switch to low beams when vehicles are detected ahead and automatically switch back to high beams. The driver doesn't have to remove their hand from the steering wheel to switch the beams manually.



High beam



Low beam

# Colour Options



Diamond Red Metallic [P62]  
Premium Paint Process^

Bronze Metallic [C21]



Silky White Pearl [W13]



Sterling Silver Metallic [U25]



Amethyst Black Pearl [X42]



Orient Red Metallic [P26]



Titanium Grey Metallic [U17]



Polar White Solid [W37]



^Note: Diamond Red [P62] is a premium paint finish and is therefore priced differently to other paints. Talk to your local Mitsubishi Dealer for further information and availability.



# Diamond Edition Accessories Kit

Customise your new Eclipse Cross with a stylish Diamond Edition range of accessories.



Choose the individual accessories that suit your lifestyle.



Front and Rear Styling Elements



Tailgate Garnish



Illuminated Entry Guard and Interior Floor illumination Set



Front Corner Extension Sets



Side Extension Sets



Rear Extension Sets



Trunk Tray



Classic, Elegance or Rubber Mat Set



Tow Bar [Fixed and detachable]

For further information on accessories, contact your local Mitsubishi Dealer today.

1.5L Turbo Petrol 163PS AS&G 6MT 2WD 5-Seater Invite  
 1.5L Turbo Petrol 163PS AS&G 6MT 2WD 5-Seater Intense  
 1.5L Turbo Petrol 163PS AS&G 6MT 2WD 5-Seater Instyle

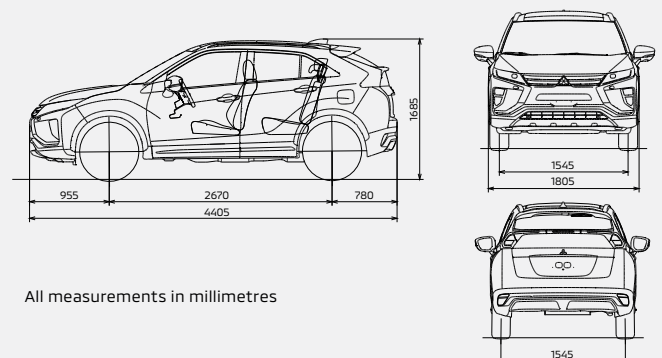
1.5L Turbo Petrol 163PS AS&G CVT 2WD 5-Seater Intense  
 1.5L Turbo Petrol 163PS AS&G CVT 2WD 5-Seater Instyle

Exterior	Invite	Intense	Instyle
16" Alloy Wheels, 215/70R16 tyres	●		
18" Alloy Wheels, 225/55R18 tyres		●	●
Panoramic Sunroof			●
Rain Sensor Wipers	●	●	●
LED Daytime Running Lights	●	●	●
Front Fog Lamps	●	●	●
Automatic High Beam [AHB]	●	●	●
LED Headlamp with Auto Levelling & Headlamp washers			●
Dusk Sensor Headlights	●	●	●
High-mount LED Brake Lights	●	●	●
"Welcome" & "Coming Home" Lights	●	●	●
Privacy Glass, Rear	●	●	●
Roof Rails [Black]	●	●	●
Colour-keyed Door Handles & Door Mirrors	●	●	●
Heated Door Mirrors with Side Turn Lamp	●	●	●
Electric Folding Door Mirrors		●	●
Front Bumper Material Black with Silver Painted Front Grille	●		
Front Bumper Material Gloss Black with Silver Painted Front Grille & Chrome Accents		●	●
Window Moulding Surround, Chrome	●	●	●
Tailgate garnish, Chrome	●	●	●
Rear Spoiler	●	●	●
Front & Rear skid plate, Silver	●	●	●
Sound proof Windshield		●	●
Wheel arch garnish, Black	●	●	●

Comfort & Convenience	Invite	Intense	Instyle
Smartphone Link Display Audio [SDA] with Touchscreen featuring Apple CarPlay/Android Auto™ and AM/FM, & DAB Radio, with 6 speakers	●	●	
Smartphone Link Display Audio [SDA:] with Rockford Fosgate [premium audio system], with Touchscreen featuring Apple CarPlay/Android Auto™ and AM/FM, & DAB Radio, with 9 speakers			●
USB Port x2 / iPod connectivity	●	●	●
Touchpad Controller	●	●	●
Head Up Display [HUD]		●	●
Rearview Monitor for Reversing	●	●	●
Multi-Around View Monitor			●
8-Spot Corner Sensors [Front x 4, Rear x 4]		●	●
Paddle shift gear change [CVT Only]		●	●
Height Adjustable Driver's Seat	●	●	●
Air Conditioning, Automatic	●		
Dual Zone Automatic Air Conditioning		●	●
Air Filter & Rear Heater Duct	●	●	●
Bluetooth Handsfree System with Voice Control	●	●	●
Power Windows, Front & Rear with Auto up/down [drivers side]	●	●	●
Keyless Operation System [KOS]		●	●
Remote Central Locking with Keyless Entry [2 transmitters]	●		
Adaptive Cruise Control [CVT Only]			●
Cruise Control with Speed Limiter function	●	●	●
Tilt & Telescopic steering wheel adjustment	●	●	●
High Contrast Meter with LCD & Multi-information Display incl. Exterior Temperature Gauge	●	●	●

Interior Styling & Storage	Invite	Intense	Instyle
3-Spoke Leather Wrapped Steering Wheel & Gearshift Knob	●	●	●
Steering Wheel Controls Cruise Control, Handsfree, Audio & Voice Control	●	●	●
Fabric Seat Upholstery, Standard	●		
Fabric Seat Upholstery, High Grade with Silver Stitching		●	
Leather Seats w/Orange Stitch, 8-Way Power Adjust Driver, Seat Heaters [Front]			●
Door Trim, Cloth Insert	●	●	
Door Trim, PVC Leather Insert			●
Black Interior Door Handles	●		
Chrome Interior Door Handles		●	●
Front Centre Armrest Standard, Fixed Type	●		
Front Centre Armrest High Grade with Sliding Function & Sunglasses Tray [MT Only]		●	●
Front Centre Armrest High Grade with Fixed Type & Sunglasses Tray [CVT Only]		●	●
Rear Centre Armrest with Cupholders x 2		●	●
Floor Console with Drink Holder x 2	●	●	●
Smartphone Tray [Centre Panel, Lower]	●	●	●
Soft Pad Upper Instrument Panel [IP] & Silver Meter Garnish	●	●	●
Bottle Holders x 4	●	●	●
12V Accessory Socket x 2	●	●	●
Cargo Floor Box with Cargo Room Hooks x 4	●	●	●
LED Ambient Interior Lighting [Front Drink Holder & Smartphone Tray]	●	●	●
Front Room Lamp w/Map Lamp, Rear Room & Cargo Room Lamp	●	●	●
Rear Seats, Sliding & Reclining Adjuster	●	●	●
Rear Seats, 60:40 Split Seat back	●	●	●

Safety & Security	Invite	Intense	Instyle
ABS with EBD and Brake Assist [BA]	●	●	●
Active Stability and Traction Control [ASC + TCL]	●	●	●
Hill Start Assist [HSA]	●	●	●
ESS [Emergency Stop Signal System]	●	●	●
Front, Side, Curtain & Drivers Knee Airbag with Front Passenger Airbag Cut-off Switch	●	●	●
Forward Collision Mitigation System [FCM]	●	●	●
Blind Spot Warning [BSW], Lane Change Assist [LCA] & Rear Cross Traffic Alert [RCTA]			●
Lane Departure Warning [LDW]	●	●	●
Electronic Immobiliser	●	●	●
Tyre Pressure Monitoring System [TPMS]	●	●	●
ISO-FIX Child Seat Anchor & Tether Anchor x2	●	●	●
3-Point ELR Seatbelts with Pretensioners x 5 & Force Limiters x 3 with Pretensioners Front & Rear, and Force Limiters, Front	●	●	●
Tonneau Cover [roll type]	●	●	●
Electric Park Brake [EPB] & Brake Auto Hold [BAH] [CVT]		●	●



All measurements in millimetres



MODEL		1.5 Petrol 2WD 6MT	1.5 Petrol 2WD CVT
Engine			
Type		MIVEC Intercooled Turbocharged Petrol with Auto Stop & Go [AS&G] [4B40]	
Total displacement [cc]		1,499	
Bore x stroke		75 x 84.8	
Max output [EEC net] [kW[PS]/rpm]		120 [163] / 5,500	
Max torque [EEC net] [Nm/rpm]		250 / 1,800 - 4,500	
Performance			
Acceleration [0-100 km/h]		10.3	9.3
Max speed [km/h]		205	200
Fuel consumption [lit/100km]	Urban	8.2	8.0
	Extra Urban	5.7	6.0
	Combined	6.6	6.7
CO2, combined [g/km]		151	154
Towing capacity	with brake [kg]	1,600	
	w/o brake [kg]	750	750
Nox [mg/km]		7.4	20.5
Fuel System			
Fuel type		Petrol	
Fuel supply equipment		Electronically Controlled Injection [ECI-Multi]	
Fuel tank capacity [litre]		63	
Transmission			
Type		6-speed manual	INVECS-III CVT w/Sport Mode
Clutch Type		Dry, single hydraulic, push type	Torque Converter
Gear Ratio	1st	3.833	2.631
	2nd	2.047	1.765
	3rd	1.303	1.313
	4th	0.975	1.046
	5th	0.744	0.843
	6th	0.659	0.664
	7th	-	0.518
	8th	-	0.404
	Reverse	3.545	1.960
	Final	4.058	6.386
Suspensions			
Front		Macpherson strut	
Rear		Multi link with stabilizer	
Brakes			
Front		16" ventilated disc brakes [2-pot]	
Rear		16" solid disc brakes	
Brake booster size		10" vacuum booster	
Steering			
Type		Rack and pinion with electronic power assist	
Dimensions & Weights			
Overall length [mm]		4,405	
Overall width [mm]		1,805	
Overall height [mm]		1,685	
Wheelbase [mm]		2,670	
Seating capacity [persons]		5	
Cargo area capacity¹ [litres] [Std]*		411L	
Cargo area capacity² [litres] [Max]**		485L	
Kerb weight [kg] [Intense/Instyle]		1,425 [1,455]	1,490
Gross vehicle weight [kg]		2,050	2,150

\* Standard seat position without Rockford Fosgate subwoofer

\*\* Front most seat position without Rockford Fosgate subwoofer

# OUTSTANDING AFTER SALES FOR CAREFREE MOTORING




## PEACE OF MIND AS STANDARD

While our vehicles enjoy a strong reputation for reliability Mitsubishi Motors Ireland proves this by providing a confident 8 Year / 150,000km (whichever comes first) warranty as standard on all passenger vehicles.

If you sell your Mitsubishi vehicle before the warranty expires, you can even transfer it to the new owner making it even more attractive to buyers and helping you better maintain the car's value.

Warranty terms and conditions apply - see [mitsubishi-motors.ie](http://mitsubishi-motors.ie).



## MAP – MITSUBISHI ASSISTANCE PACKAGE

In order to demonstrate our commitment to your mobility and the faith we have in the reliability of our vehicles, you will receive a free MAP card valid for 5 years with your new Mitsubishi. With MAP your mobility is guaranteed in more than 30 countries throughout Europe, should you ever need assistance in the event of breakdown, accident, theft or vandalism.

Wherever you are, 24 hours a day, 7 days a week – just call the number on your card and the problem will be fixed on the spot. If it's more serious, your car will be taken to the nearest Mitsubishi dealer and you'll be offered services such as a hotel, continuation of journey, a replacement car and vehicle repatriation.

Around 2,500 Mitsubishi Motors Authorised Service Points in Europe are committed to helping you wherever you are.

## FREE ANNUAL VEHICLE HEALTH CHECK

Your Mitsubishi Motors Ireland warranty is strictly subject to the presentation of your vehicle to an authorised Mitsubishi Motors dealer in the Republic of Ireland at least once every year, or every 15,000 Kms / 20,000 Kms, whichever comes first. The dealer must be given the opportunity to complete the mandatory Mitsubishi Motors vehicle health check when your vehicle is presented. The free annual vehicle health check can be completed independently of a service or it can be performed in conjunction with a scheduled service. Free Vehicle Health Check terms and conditions apply.

## MITSUBISHI MOTORS GENUINE PARTS

Mitsubishi Motors Genuine Parts have been developed and tested to stringent quality standards. It is recommended to use Mitsubishi Motors Genuine Parts in order to maintain the safety and integrity of your vehicle and that of your passengers. Mitsubishi Motors Genuine Parts are available at all Mitsubishi Authorised Service Points. All Mitsubishi Motors Genuine Parts have a 2 year guarantee. Terms & conditions apply.

### Mitsubishi Motors Ireland

Mitsubishi House, JFK Drive, Naas Road, Dublin 12

Email: [info@mitsubishi-motors.ie](mailto:info@mitsubishi-motors.ie)

### Find us on:



Facebook



Twitter



Instagram

Images shown are for illustrative purposes, and may show optional equipment. The right is reserved to change specifications and features without prior notice. Please consult your local Mitsubishi Dealer for details. The right is reserved to change specifications and features without prior notice.

[mitsubishi-motors.ie](http://mitsubishi-motors.ie)