



PEUGEOT EXPERT
PRICES, EQUIPMENT & TECHNICAL SPECIFICATIONS
JANUARY 2020. E & OE



PEUGEOT

PEUGEOT EXPERT: CHOOSE YOUR BODY STYLE

EXPERT PANEL VAN



EXPERT CREW VAN



VAN

EXPERT PROFESSIONAL (Active +)

Exterior Style & Loading

- Full 16" steel wheel trims

Safety & Security

- Alarm
- Front fog lamps

Comfort & Convenience

- Moduwork® configurable passenger bench with load-through bulkhead
- Storage under squab of central passenger seat
- Air conditioning
- Rear parking sensors
- Grey 'Mica' cloth / vinyl upholstery

Lighting & Visibility

- Visibility Pack: auto wipers + auto headlights

Technology & Entertainment

- Connect radio: 7" touch-screen with DAB, Bluetooth, USB and audio jack, MirrorScreen(Apple CarPlay and Android Auto) and coffee break alert

EXPERT ACTIVE

Exterior Style & Loading

- Twin sliding side doors
- Twin unglazed rear doors
- Full steel bulkhead
- 16" steel wheels

Safety & Security

- Electronic Stability Control (ESP)
- Remote Central locking with deadlocks & separate locking for cab
- Driver and passenger airbags

Comfort & Convenience

- Electrically adjustable heated door mirrors
- Driver's seat height adjustment, rake, reach adjustable with lumbar adjustment and armrest
- Dual passenger bench seat with under seat storage
- Cruise control with variable speed limiter
- Front electric windows with one-touch operation
- Full size steel spare wheel
- Grey 'Mica' cloth upholstery

Technology & Entertainment

- DAB radio
- Bluetooth, USB and audio jack
- 3 X 12-volt socket (in cabin x 2 + cargo X 1)

CREW CAB

EXPERT CREW CAB PROFESSIONAL (Active Crew Cab +)

Exterior Style & Loading

- Full 16" steel wheel trims

Safety & Security

- Alarm
- Front fog lamps
- Front side, front passenger and driver's airbag

Comfort & Convenience

- Air conditioning
- Rear parking sensors
- Grey 'Mica' cloth / vinyl upholstery

Lighting & Visibility

- Visibility Pack: auto wipers + auto headlights

Technology & Entertainment

- Connect radio: 7" touch-screen with DAB, Bluetooth, USB and audio jack, MirrorScreen(Apple CarPlay and Android Auto) and coffee break alert

EXPERT CREW CAB ACTIVE

Exterior Style & Loading

- Twin glazed sliding side doors; fixed side windows with noise-reducing tinted glass
- Full toughened plastic bulkhead fixed behind Row 2 seats, insulated for sound and temperature, with polycarbonate window
- 16" Steel Wheels

Safety and Security

- Electronic Stability Control
- Driver and Passenger airbags
- Remote central locking with deadlocks; separate lock for cab

Comfort and Convenience

- Driver's seat height, rake, reach adjustment with lumbar adjustment and armrest
- Dual front row passenger bench seat with underseat storage
- Row 2 three bench seat with under-seat storage with ISOFIX mounting points on outer seats
- Cruise Control with variable speed limiter
- Front electric windows
- Electrically adjustable heated door mirrors
- Full size steel spare wheel
- Grey 'Mica' cloth upholstery

Technology and Entertainment

- DAB Radio
- Bluetooth, USB and audio jack
- 4 x 12v sockets (cabin X2, row 2 x 1, cargo area X1)

PEUGEOT EXPERT: RETAIL PRICE LIST

EXPERT VAN: RRSP* RETAIL PRICE LIST

LEVEL	LENGTH	MODEL DESCRIPTION	RRSP	CO2	VRT BAND	ANNUAL ROAD TAX	ENGINE CC	FUEL TYPE	PAY-LOAD (kg)	LOAD SPACE (m3)	GROSS VEHICLE WEIGHT (kg)
ACTIVE	Compact	1.5 BlueHDi 100bhp 1000kg	€23,120	144	Comm	€333	1499	Diesel	960	4.6	2620
	Standard	1.5 BlueHDi 100bhp 1000kg	€24,155	144	Comm	€333	1499	Diesel	975	5.3	2635
		1.5 BlueHDi 120bhp 1000kg	€25,385	133	Comm	€333	1499	Diesel	1079	5.3	2660
		2.0 BlueHDi 120bhp S&S 1400kg	€26,760	139	Comm	€333	1997	Diesel	1458	5.3	3100
	Long	2.0 BlueHDi 120bhp S&S 1400kg	€27,465	147	Comm	€333	1997	Diesel	1415	6.1	3100
PROFESSIONAL	Compact	1.5 BlueHDi 120bhp 1000kg	€26,295	133	Comm	€333	1499	Diesel	1079	5.1	2650
	Standard	1.5 BlueHDi 100bhp 1000kg	€25,790	144	Comm	€333	1499	Diesel	975	5.8	2635
		1.5 BlueHDi 120bhp 1000kg	€27,020	137	Comm	€333	1499	Diesel	1079	5.8	2660
		2.0 BlueHDi 120bhp S&S 1400kg	€28,525	139	Comm	€333	1997	Diesel	1458	5.8	3100
	Long	2.0 BlueHDi 120bhp S&S 1400kg	€29,185	139	Comm	€333	1997	Diesel	1415	6.6	3100

*Dealer delivery related charges, metallic paint and tyre recycling levy not included

PEUGEOT EXPERT: OPTIONS PRICE LIST

PEUGEOT EXPERT: RRSP* OPTIONS LIST

	CODE	ACTIVE	PROFESSIONAL	RRSP
PAINT				
Metallic	..M0	○	○	€580
Bianca White / Ardent Red	..0N	●	●	€0
Special Paint		○	○	€925
COMFORT AND CONVENIENCE				
Air conditioning	RE01	○	●	€990
Automatic dual zone air conditioning	RE07	-	○	€415
Rear parking sensors	UB01	○	●	€345
Front and rear parking sensors including foglights and blind spot monitoring	UB03	○	-	€1,240
Front and rear parking sensors including foglights and blind spot monitoring	UB03	-	○	€840
Park Assist 180° (Rear view camera + front parking sensors) in touchscreen	UB07	-	○	€960
Leather steering wheel	VH04	-	○	€125
Heads up display	YB01	-	○	€460
Keyless entry	YD01	-	○	€530
SAFETY AND SECURITY				
Safety Pack: Lane departure warning system, speed limit recognition, intelligent speed adaptation, driver attention alert, smart beam headlights	LI01	-	○	€545
Front lateral airbags	NF10	○	○	€130
Alarm	AB08	○	●	€165
LIGHTING AND VISIBILITY				
Electrically folding heated door mirrors with temperature sensor	HU02	-	○	€200
Xenon headlamps	LA04	-	○	€1,470
Front fog lights	PR01	○	●	€165
Visibility Pack: automatic lights and windscreen wipers, rear view mirror, electrically adjustable and heated mirrors	NB08	○	●	€380
INFOTAINMENT				
7" Touchscreen Radio/CD including Bluetooth®,USB input and Mirrorlink: Apple Carplay and Android Auto	WL3L	○	●	€395
Navigation - 7" Touchscreen Radio/CD including Bluetooth®,USB input and Mirrorlink: Apple Carplay and Android Auto	WL3J	○	-	€890
Navigation - 7" Touchscreen Radio/CD including Bluetooth®,USB input and Mirrorlink: Apple Carplay and Android Auto	WL3J	-	○	€495

PEUGEOT EXPERT: OPTIONS PRICE LIST

	CODE	ACTIVE	PROFESSIONAL	RRSP
EXTERIOR STYLE				
"Look Pack: body colour front and rear bumpers, side rubbing strips, exterior door handles and door mirrors, with front fog lights and LED daytime running lights. (Door mirror housings are not painted if combined with electric folding mirror option (HU02), optional on Active and standard on Professional. Centre section of rear bumper not painted on Long versions. Incompatible with Ardent Red or special paint.)"	PD22/ PD69	○	-	€860
"Look Pack: body colour front and rear bumpers, side rubbing strips, exterior door handles and door mirrors, with front fog lights and LED daytime running lights. (Door mirror housings are not painted if combined with electric folding mirror option (HU02), optional on Active and standard on Professional. Centre section of rear bumper not painted on Long versions. Incompatible with Ardent Red or special paint.)"	PD22/ PD69	-	○	€660
WHEELS, TYRES & DRIVING CHARACTERISTICS				
17" Full wheel cover	ZHCJ	○	○	€200
Grip Control, including 17" wheels with black centre cap (N/A on 1.6BlueHDi 95 BHP)	ZHCH	○	○	€415
17" 'Phoenix' alloy wheels	ZHJS	-	○	€415
17" Two tone 'Phoenix' alloy wheels	ZHCQ	-	○	€510
DOORS & WINDOWS				
Easy Entry Pack: Keyless entry and start, twin electric sliding side doors with handsfree opening and electronic locking of fuel filler cap.	WZ09	-	○	€1,220
Twin glazed rear doors (opening to 180°) with heated rear windows and wash-wipe	WO05	○	○	€415
Tailgate with heated window and wash-wipe	WO06	○	○	€225
Tailgate with opening heated window and wash-wipe	WO07	○	○	€420
LOAD CARRYING				
Untreated wooden floor 9mm	GB35	○	○	€280
Untreated wooden floor 9mm with lateral covering 6mm	GB36	○	○	€725
Anti-slip floor 9mm	GB33	○	○	€480
Anti-slip floor with lateral coated wooden coverings with interior wheel arches coated in wood	GB38	○	○	€975
Full steel bulkhead with window and interior rear view mirror	PX35	○	○	€100
Full, toughened plastic bulkhead, insulated for sound and temperature, with polycarbonate window and interior rear view mirror	PX37	○	○	€215
TOWING				
Gooseneck towing hook	AQ05	○	○	€675
Fixed towing hook	AQ10	○	○	€645
CONVERTER EQUIPMENT				
Upgraded battery and alternator (L3 720 battery, class 18 alternator)	BQ01	○	○	€165
Conversion interface box - Only for use for electrical connections for integral elements of a vehicle conversion	QC01	○	○	€150

PEUGEOT EXPERT: RANGE EQUIPMENT

	VAN		CREW CAB	
	ACTIVE	PROFESSIONAL	ACTIVE	PROFESSIONAL
COMFORT & CONVENIENCE				
Height and reach adjustable steering wheel	●	●	●	●
Power assisted steering	●	●	●	●
Front electric windows with 'one-touch' operation and anti-pinch	●	●	●	●
Directional heating and air recycling via 4 dashboard air vents	●	●	●	●
Air conditioning	○	●	○	●
Rear parking sensors	○	●	○	●
12 volt socket in cabin X 2 (+ row 2 x 1 on Crew Cab)	●	●	●	●
12 volt socket in cargo area X 1	●	●	●	●
SAFETY & SECURITY				
Electronic Stability Control with Hill Assist	●	●	●	●
ABS with Emergency Braking Assistance	●	●	●	●
Cruise control with programmable speed limiter	●	●	●	●
Alarm	○	●	○	●
Deadlocks	●	●	●	●
Selective cab and cargo area central locking via 3-button plip remote control	●	●	●	●
Central locking push button on dash	●	●	●	●
Automatic door locking (activated by vehicle travelling over 6kph)	●	●	●	●
Rolling code transponder immobiliser	●	●	●	●
Visible VIN at base of windscreen	●	●	●	●
Locking fuel filler cap	●	●	●	●
Automatic fuel cut-off & door unlocking in event of accident	●	●	●	●
Driver and front passengers' airbags with passengers' airbag deactivate switch	●	●	●	●
Height-adjustable 3-point pre-tensioner seat belts with force limiter (central seatbelt on dual passenger seat not height-adjustable & no pre-tensioner)	●	●	●	●
Unfastened seat belt warning for driver and front passengers (with dual bench or single passenger seat)	●	●	●	●
Front Lateral Airbags	○	○	○	●
Height-adjustable front head restraints (outer seats)	●	●	●	●
LIGHTING & VISIBILITY				
Headlights with integrated daytime running lights (DRLs)	●	●	●	●
Remote headlamp adjustment from fascia	●	●	●	●
Reversing light	●	●	●	●
Rear fog light	●	●	●	●
High level third brake light	●	●	●	●
2 speed front wipers	●	●	●	●
Electric Pack: plip remote, front electric windows with 'one-touch' operation, electrically adjustable heated door mirrors, 12 volt socket in cargo area	●	●	●	●
Visibility Pack: auto wipers and auto headlights	-	●	-	●


PEUGEOT EXPERT: RANGE EQUIPMENT

	VAN		CREW CAB	
	ACTIVE	PROFESSIONAL	ACTIVE	PROFESSIONAL
TECHNOLOGY & ENTERTAINMENT				
DAB radio with Bluetooth, USB port and audio jack	●	-	●	-
Connect Radio: 7 inch touchscreen with DAB radio, Bluetooth handsfree, USB port, audio jack, bi-tuner, MirrorScreen(Apple CarPlay and Android Auto) and coffee break alert (indicating 2 hours' continuous driving)	○	●	○	●
EXTERIOR STYLE				
Black front and rear bumpers, side rubbing strips, exterior door handles and door mirrors	●	●	●	●
WHEELS				
Full size steel spare wheel	●	●	●	●
16 inch steel wheels with black centre cap	●	-	●	-
16 " full wheel trims	○	●	○	●
DOORS & WINDOWS				
Twin unglazed rear doors (opening to 180°)	●	●	●	●
Twin sliding side doors (not electric)	●	●	●	●
Laminated windscreen	●	-	●	-
Laminated acoustic windscreen	-	●	-	●
Front windows tinted to 30% opacity	●	●	●	●
Fixed side windows with noise reducing tinted glass	-	-	●	●
LOAD CARRYING				
Full steel bulkhead	●	-	-	-
Full steel bulkhead with Moduwork® load-through flap under outer passenger seat	○	●	-	-
Full toughened plastic bulkhead fixed behind row 2 seats, insulated for sound and temperature, with polycarbonate window				
Load tie-down hooks in cargo area	●	●	●	●
TOWING				
Preparation for towbar: wiring and connector for towbar interface	●	●	●	●



PEUGEOT EXPERT: RANGE EQUIPMENT

	VAN		CREW CAB	
	ACTIVE	PROFESSIONAL	ACTIVE	PROFESSIONAL
SEATING				
Driver's seat height, rake and reach adjustable with lumbar adjustment and armrest	●	●	●	●
Dual front passenger bench seat with under-seat storage area	●	-	●	●
Moduwork®: dual front passenger bench seat with fold-up outer seat, fold-down writing table in central seat back and storage under central seat.	○	●	-	-
3-seat bench in row 2 with two arm rests and underseat storage	-	-	●	●
INTERIOR STYLE				
Driver and passenger sunvisor with ticket holder	●	●	●	●
Illuminated vanity mirror	-	-	-	●
Courtesy light to cabin (and row 2 in Crew Cab)	●	●	●	●
Courtesy light to cargo area	●	●	●	●
Rubber flooring in cabin	●	●	●	●
INSTRUMENTS				
Speedometer with digital odometer and digital trip recorder	●	●	●	●
Rev counter	●	●	●	●
Water temperature and fuel gauges	●	●	●	●
Oil level indicator	●	●	●	●
Distance to next service indicator	●	●	●	●
LCD central display	●	●	●	●
Trip computer	●	●	●	●
Clock	●	●	●	●
Lights on warning	●	●	●	●
Side, headlamp and indicator warning	●	●	●	●
Battery charge warning	●	●	●	●
Door open warning	●	●	●	●
STORAGE				
Dashboard storage areas	●	●	●	●
Closed upper and open lower glove boxes	●	●	●	●
Front door pockets	●	●	●	●
Cup holders for driver and passenger, at top of dashboard	●	●	●	●
Storage area under front passenger seats	●	-	●	●
Storage under squab of central passenger seat: row 1	○	●	-	-
2nd row underseat storage	-	-	●	●



PEUGEOT EXPERT: CHOOSE YOUR PAINT COLOUR & UPHOLSTERY

		VAN		CREW CAB	
		ACTIVE	PROFESSIONAL	ACTIVE	PROFESSIONAL
Upholstery		Grey 'Mica' Cloth	Grey 'Mica' Cloth / Vinyl	Grey 'Mica' Cloth	Grey 'Mica' Cloth / Vinyl
Trim Code		43FT	OVFX	43FT	43FT
Solid Paint					
Bianca White	WPP0	●	●	●	●
Ardent Red	X9P0	●	●	●	●
Metallic Paint					
Rich Oak	G6M0	○	○	○	○
Nimbus Grey	VLM0	○	○	○	○
Amber Red	V7H0	○	○	○	○
Pearl Sand	EUM0	○	○	○	○
Special Paint					
Dragon Blue	4PP0	●	●	●	●
Nera Black Pearl	9VM0	●	●	●	●
Cumulus Grey	F4M0	○	○	○	○

● Standard ○ Cost Option

SOLID PAINT




Bianca White



Ardent Red


METALLIC PAINT



Rich Oak



Nimbus Grey



Amber Red




Pearl Sand

SPECIAL PAINT



Dragon Blue



Nera Black Pearl



Cumulus Grey

WHEELS



16" steel wheel with black centre cap



17" steel wheel with black centre cap



16" full steel wheel trim: standard on Professional models



Optional 17" 'Phoenix' alloy wheel

PEUGEOT EXPERT: KNOW EVERYTHING ABOUT YOUR NEW EXPERT

Technical Specifications

VERSIONS	1.5 BlueHDi 100bhp				1.5 BlueHDi 120bhp		2.0 BlueHDi 120bhp S65			
	Van Compact	Van Standard	Van Long	Crew Cab Long	Van Compact	Van Standard	Van Compact	Van Standard	Van Long	Crew Cab Long
Length										
Active	●	●	●	●	●	●	●	●	●	●
Professional	●	●	●	●	●	●	●	●	●	●
ENGINE										
Capacity (cc)	1499				1499		1997			
Cylinders / Valves	4/8				4/8		4/16			
Max power CEE (bhp/kW/rpm)	100/75/3500				120/88/3500		120/90/3750			
Max torque CEE (Nm/rpm)	270/1600				300/1750		340/2000			
Bore and stroke (mm)	75 x 84.8				75 x 84.8		85 x 88			
Fuel system	Diesel - High pressure turbo-charged direct injection									
Euro status	EURO 6.2									
Stop & Start system					●					
TRANSMISSION										
Gearbox	Manual				Manual		Manual			
Number of gears	6				6		6			
PERFORMANCE (All figures driver alone)										
Max speed (kph)	TBC				TBC		TBC			
0-100kph (secs)	TBC				TBC		TBC			
Standing to 1000m (secs)	TBC				TBC		TBC			
ECONOMY Litres/100km										
Urban cycle	5.5	5.6	TBC		5.1		6.3	6.5	TBC	
Extra urban	4.7	4.9	TBC		4.7		5.0	5.3	TBC	
Combined	5.0	5.1	TBC		4.9		5.5	5.7	TBC	
CO2 emissions (g/km)	132	135	TBC		128		145	152	TBC	
WEIGHTS (kg) with 3 seats/2 seats										
Payload (1)	960	975	1060	TBC	1079	1079	1469	1458	1415	TBC
Kerb weight (2)	1660	1660	1770	TBC	1571	1581	1631	1642	1685	TBC
Gross Vehicle Weight (GVW)	2620	2635	2830	TBC	2650	2660	3100	3100	3100	TBC
Max plated front axle (3)	TBC	TBC	TBC	TBC	TBC	TBC	TBC	TBC	TBC	TBC
Max plated rear axle (3)	TBC	TBC	TBC	TBC	TBC	TBC	TBC	TBC	TBC	TBC
Gross Train Weight (GTW)	4010	4020	4230	TBC	4030	4040	5000	5000	5000	TBC
Maximum braked towing weight (4)	TBC	TBC	TBC	TBC	TBC	TBC	TBC	TBC	TBC	TBC
Maximum unbraked towing weight	TBC	TBC	TBC	TBC	TBC	TBC	TBC	TBC	TBC	TBC
Maximum towball weight	TBC	TBC	TBC	TBC	TBC	TBC	TBC	TBC	TBC	TBC
Max roof rack load	TBC	TBC	TBC	TBC	TBC	TBC	TBC	TBC	TBC	TBC
Brakes Front/Rear	Ventilated Discs / Discs									
Turning circle between kerbs (m)	11.3 for Compact / 12.4 for Standard and Long									
Suspension: Front - Rear	Front: Independent MacPherson type struts with anti-roll bar; Rear: Independent trailing arm wishbone suspension									
Fuel tank capacity (litres)	70									

(1) Difference between GVW and kerb weight. (2) Without driver. Kerb weight is calculated including oil, water, lubricants, tools, spare wheel and 90% full fuel tank. Weights may change with the addition of equipment. (3) Within limits of GVW. (4) Maximum recommended towing weight within limits of GTW.

PEUGEOT EXPERT: KNOW EVERYTHING ABOUT YOUR NEW EXPERT

Dimensions: Van

VERSIONS	PANEL VAN		
	COMPACT	STANDARD	LONG
EXTERIOR DIMENSIONS (mm)			
Length	4609	4959	5309
Front overhang	881		
Wheelbase	2925	3275	
Rear overhang	803		1153
Width (excluding door mirrors)	1920		
Width (door mirrors unfolded)	2204		
Front track at wheel centre	1627		
Rear track at wheel centre	1600		
Height (1)	1905	1895	-
Height with larger payload (1)	1940	1930	1935
Height with raised suspension (1)	1945	1935	1940
Ground clearance (1)	150		
Ground clearance with raised suspension (1)	175		
DIMENSIONS OF REAR DOORS (mm)			
Maximum width of rear doors	1282		
Maximum height of rear doors	1220		
Minimum load sill height (1)	545	544	600
Maximum load sill height (1)	626	613	633
DIMENSIONS OF SIDE DOORS (mm)			
Maximum width of side doors	745	935	
Maximum height of side doors	1238	1241	
INTERIOR DIMENSIONS (mm)			
Maximum load height	1397		
Load length at floor (without Moduwork)	2162	2512	2862
Load length at floor (with Moduwork)	3324	3674	4024
Load length at mid-height	1835	2185	2535
Load width between wheel arches	1258		
Maximum load width	1628		
INTERIOR VOLUMES (m³)			
Load volume (without Moduwork)	4.6	5.3	6.1
Load volume (with Moduwork)	5.1	5.8	6.6
Number of Euro-pallets	2	3	3
Maximum number of seats	3	3	3
Number of load tie-down hooks in cargo area	6	6	8
TURNING CIRCLE (m)			
Turning circle between kerbs	11.3	12.4	
Turning circle between walls	11.8	12.9	

(1) Vehicle in running order

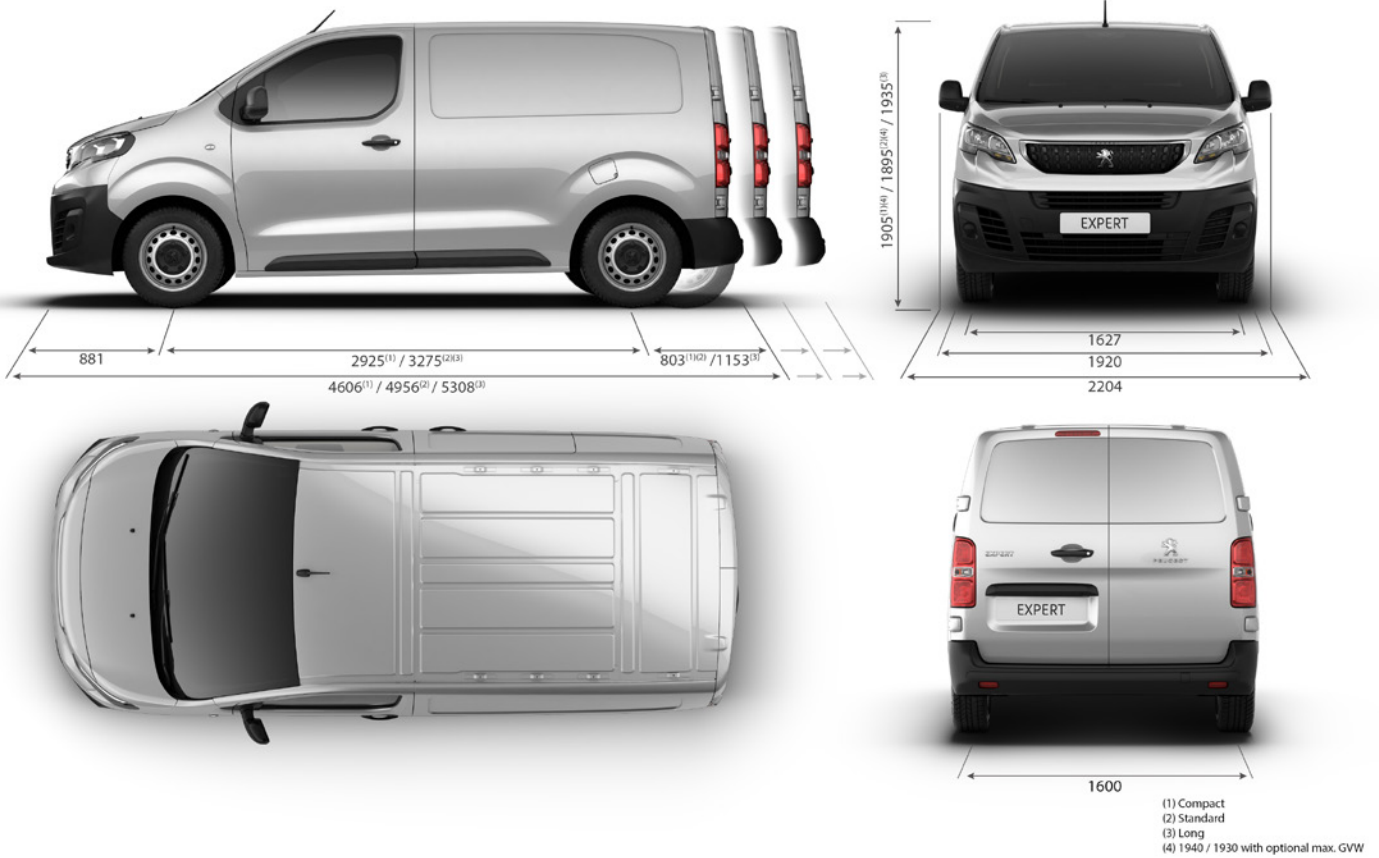
Dimensions: Crew Cab

VERSIONS	CREW CAB	
	STANDARD	LONG
EXTERIOR DIMENSIONS (mm)		
Length	4959	5309
Front overhang	881	
Wheelbase	3275	
Rear overhang	803	1153
Width (excluding door mirrors)	1920	
Width (door mirrors unfolded)	2204	
Front track at wheel centre	1627	
Rear track at wheel centre	1600	
Height (1)	1930	1935
Height with raised suspension (1)	1935	1940
Ground clearance (1)	150	
Ground clearance with raised suspension (1)	175	
DIMENSIONS OF REAR DOORS (mm)		
Maximum width of rear doors	1282	
Maximum height of rear doors	1220	
Minimum load sill height (1)	544	600
Maximum load sill height (1)	613	633
DIMENSIONS OF SIDE DOORS (mm)		
Maximum width of side doors	935	
Maximum height of side doors	1241	
INTERIOR DIMENSIONS (mm)		
Maximum load height	1337	1339
Load height under row 2 bench seats	232	
Load length at floor	2017	2365
Load length at mid-height	1352	1700
Load width between wheel arches	1258	
Maximum load width	1618	
INTERIOR VOLUMES (m³)		
Load volume	3.2	4.0
Load volume under row 2 bench seat	90.1	
Maximum number of seats	6	
Number of load tie-down hooks in cargo area	4	6
TURNING CIRCLE (m)		
Turning circle between kerbs	12.4	
Turning circle between walls	12.9	


(1) Vehicle in running order

NEW PEUGEOT EXPERT: KNOW EVERYTHING ABOUT YOUR NEW EXPERT

Dimensions



CREW CAB





E&OE JANUARY 2020. FOR FURTHER INFORMATION TALK TO YOUR LOCAL PEUGEOT DEALER OR SEE WWW.PEUGEOT.IE.

The information contained in this specification sheet, is based on the data and images available at the time of publication. Some photography may feature left hand drive models. All images shown are for illustration purposes only. Photographic processes used may alter the depth and tone of the colours shown. As part of a policy on continuous specification improvement, Peugeot reserves the right to modify colours, trims, engine range, options and standard equipment at any time. This specification sheet is not a contractual document or offer of sale.