



PEUGEOT TRAVELLER
PRICES, EQUIPMENT & TECHNICAL SPECIFICATIONS
November 2019: E & OE



PEUGEOT

PEUGEOT TRAVELLER: CHOOSE YOUR TRIM LEVEL

Available in 3 lengths*, the new Peugeot Traveller can comfortably carry up to 8 passengers, even in its shortest Compact body length. Versatile and configurable, it is simply ideal for customers who are looking for a full-size MPV.

TRAVELLER ACTIVE



TRAVELLER ALLURE



PEUGEOT TRAVELLER: CHOOSE YOUR EQUIPMENT LEVEL

TRAVELLER BUSINESS VIP

Seating

- 2 Individual armchair style seats with arm rests in row 2 front/rear facing
- 3 Seater bench (1/3,2/3) with full size seats in row 3 front facing

TRAVELLER ALLURE (Active +)

Exterior Style

- 17 inch alloy wheels
- Xenon headlights
- Body colour painted door handles with chrome inserts

Comfort and Convenience

- Height and reach adjustable leather steering wheel
- Park Assist 180°: Front and rear parking sensors with blind spot monitoring system and Visio Park 180° (rear camera image and zoom displayed on touchscreen)

Seating

- Full "Claudia" leather trim interior
- Electrically adjustable and heated front seats with massage function
- 3-seater bench (1/3 2/3) in rows 2 and 3 with full size rear seats on rails, with leather seat trim

In-Car Entertainment

- Connect Radio: 7 inch touchscreen with DAB radio, Bluetooth handsfree, USB port, audio jack, tuner and Mirror Link + HIFI pack (5 speakers + 4 tweeters + subwoofer)**

Lighting and Visibility

- Split panoramic sunroof (with dark tinted glass and sliding blind)

Doors and Windows

- Easy Entry Pack: Keyless entry and start, twin electric sliding side doors with handsfree opening and electronic locking of fuel filler flap.
- Electric folding and heated door mirrors
- Fixed dark tinted windows in row 2 and row 3 (approx. 90% opacity)*

Safety and Security

- Head Up Display
- Coffee Break Alert
- Curtain Airbags

TRAVELLER ACTIVE

Exterior Style

- Body colour bumpers, door mirrors, door handles & side rubbing strips
- LED Daytime Running Lights
- Front fog lights with cornering function
- "17 inch full wheel covers

Comfort and Convenience

- Height and reach adjustable steering wheel
- Automatic dual zone air conditioning
- Adjustable rear air conditioning (vents in ceiling console)*
- Front electric windows one touch operation
- Rear parking sensors
- Remote central locking with deadlocks
- Fold-down aircraft style tray tables (integrated into back of front seats)
- Integrated retractable rear side window sun blinds (row 2)
- 2 cup holders, one on driver side and one on passenger side on the top of the dashboard
- Acoustic Pack (Acoustic windscreen and wider lateral window)
- Storage nets on rear of front seats
- Glovebox (Illuminated)
- Closable storage on the top of the dashboard

Seating

- Grey and dark blue "Ocean" cloth trim
- Tilt and height-adjustable driver's seat and front passenger's seat with armrests
- 3-seater full size bench (1/3 2/3) in rows 2 and 3 with rear seats on rails

In-Car Entertainment

- 12 volt sockets (cabin X2, row 2 X1 and row 3 x1)
- Connect Radio: 7 inch touchscreen with DAB radio, Bluetooth handsfree, USB port, audio jack, tuner

Lighting and Visibility

- Automatic lights and windscreen wipers
- Electrically adjustable and heated door mirrors
- Electrochrome rearview mirror

Doors and Windows

- Twin sliding doors
- Split opening tailgate with dark tinted rear windscreen***
- Fixed dark tinted windows in row 2 and row 3 (approx. 70% opacity)*
- Side opening windows in row 2 (only on compact models)

Safety & Security

- ABS with Electronic Brakeforce Distribution (EBD)
- Electronic Stability Control (ESC)
- Hill Start Assist function
- Tyre pressure sensors
- Driver, front passenger and front lateral airbags
- Eight 3-point inertia reel seat belts
- Unfastened seatbelt visual warning system on driver and front passenger seats
- Six ISOFIX mounting points with top tether on all rear seats
- Cruise control with speed limiter
- Full size spare wheel
- Coffee Break Alert
- Child surveillance mirror

*Not available on compact versions. **Not in conjunction with optional rear view camera in internal rearview mirror. ***Split tailgate not available on Business VIP versions.

PEUGEOT TRAVELLER: RETAIL PRICE LIST

Trim	Length	Model Description	RRSP*	WLTP CO2 g/km	VRT Band	Annual Road Tax	Engine CC	Fuel Type	Transmission
ACTIVE	Standard	1.5 BlueHDi 120bhp 8-Seats	€38,600	168	B1	€270	1499	Diesel	6-speed
		2.0 BlueHDi 150bhp 8-Seats	€43,460	187	C	€390	1997	Diesel	6-speed
		2.0 BlueHDi 180bhp Auto 8-Seats	€45,790	191	C	€390	1997	Diesel	8-speed
	Long	1.5 BlueHDi 120bhp 8-Seats	€40,410	169	B1	€270	1499	Diesel	6-speed
		2.0 BlueHDi 150bhp 8-Seats	€45,270	190	C	€390	1997	Diesel	6-speed
		2.0 BlueHDi 180bhp Auto 8-Seats	€47,490	192	C	€390	1997	Diesel	8-speed
ALLURE	Standard	1.5 BlueHDi 120bhp 8-Seats	€44,250	171	B1	€270	1499	Diesel	6-speed
		2.0 BlueHDi 150bhp 8-Seats	€49,100	189	C	€390	1997	Diesel	6-speed
		2.0 BlueHDi 180bhp Auto 8-Seats	€51,120	193	C	€390	1997	Diesel	8-speed
	Long	1.5 BlueHDi 120bhp 8-Seats	€46,060	172	B1	€270	1499	Diesel	6-speed
		2.0 BlueHDi 150bhp 8-Seats	€50,900	192	C	€390	1997	Diesel	6-speed
		2.0 BlueHDi 180 Auto 8-Seats	€52,820	193	C	€390	1997	Diesel	8-speed
BUSINESS VIP	Standard	2.0 BlueHDi 180bhp Auto 8-Seats	€54,930	194	C	€390	1997	Diesel	8-speed
	Long	2.0 BlueHDi 180bhp Auto 8-Seats	€56,650	196	C	€390	1997	Diesel	8-speed

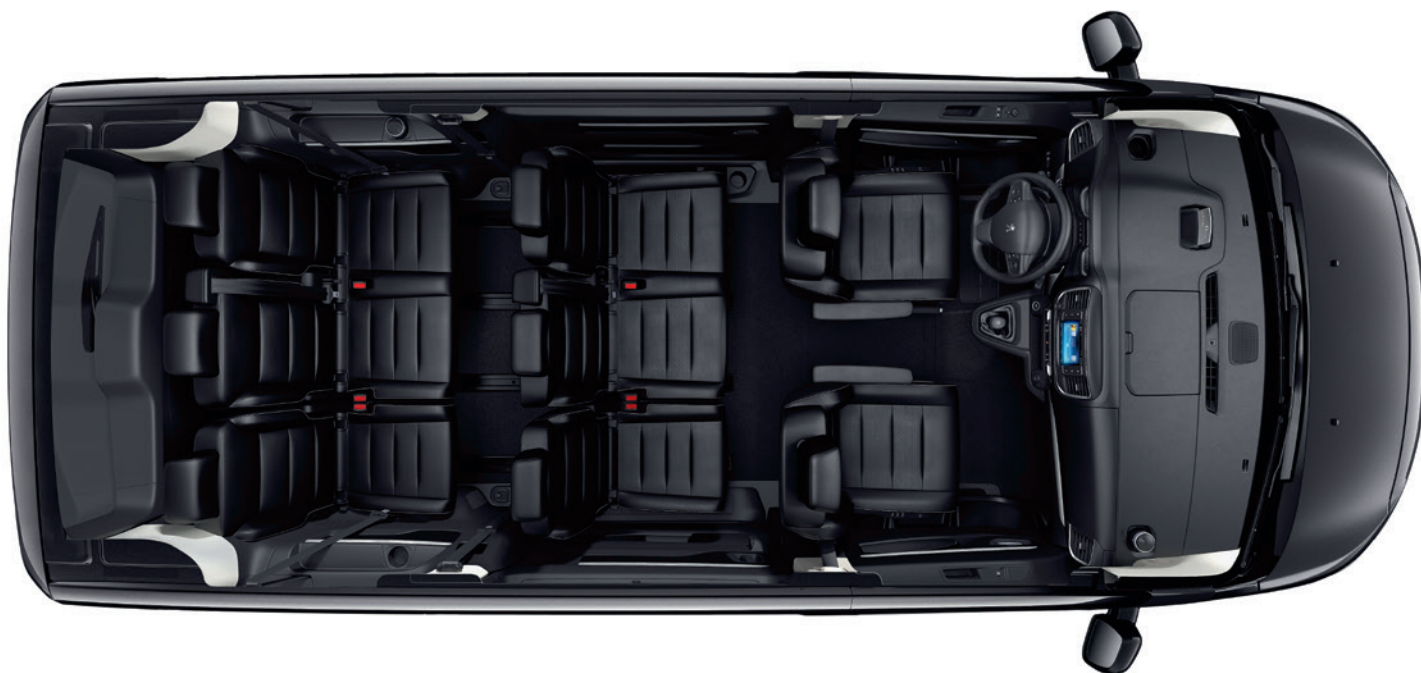
*Dealer delivery related charges, metallic paint and tyre recycling levy not included



PEUGEOT TRAVELLER: OPTIONS PRICE LIST

	CODE	ACTIVE	ALLURE	BUSINESS VIP	RRSP
PAINT					
Metallic	..M0	○	○	○	€735
Bianca White	..0N	●	●	●	€0
Special Paint		○	○	○	€1095
SAFETY AND SECURITY					
Alarm	AB08	○	●	●	€390
Safety pack (Lane departure warning, speed limit information and smart beam)	LI01	○	○	○	€780
Front and rear parking sensors with blind spot monitoring	UB03	○	○	○	€740
Front and rear parking sensors with blind spot monitoring and top rear vision	UB07	○	○	●	€935
COMFORT AND CONVENIENCE					
Handsfree sliding doors	D501	○	●	●	€1150
Head up display	YB01	○	●	●	€545
Keyless Access	YD01	○	●	●	€545
EXTERIOR FEATURES					
Xenon headlights	LA04	○	●	●	€955
Split Panoramic roof	OK01	○	●	●	€1170
Dark privacy glass rows 2 and 3	VD18	○	●	●	€135
17" Phoenix Alloy Wheels	ZHCQ	○	●	●	€720
INTERIOR FEATURES					
Leather steering wheel	VH04	○	●	●	€145
IN CAR ENTERTAINMENT					
3D Navigation and voice recognition(radio, navigation and telephony features)	WL3J	○	○	○	€585
HIFI Pack	UN01	○	●	●	€1,325

SEATING CONFIGURATIONS: VERSATILE & PRACTICAL




Configuration: Active (cloth upholstery) & Allure (leather upholstery) models

Driver seat + one passenger seat with armrests

3-seater bench (1/3 2/3) in row 2 + in row 3, with 3 full size rear seats and ISOFIX mounting points in both rows

Model shown for illustration purpose only. Interior displayed is leather which is standard on Allure and Business VIP trims.



Configuration: Business VIP models

Driver seat + one passenger seat with armrests

2 individual armchair style seats in row 2

3 seater bench (1/3 2/3) with full size seats in row 3 front facing

Model shown for illustration purpose only. Interior displayed is leather which is standard on Allure and Business VIP trims.

PEUGEOT TRAVELLER: RANGE EQUIPMENT

TRAVELLER: CHOOSE YOUR TRIM

	ACTIVE	ALLURE	BUSINESS VIP
INTERIOR TRIM			
Grey and dark blue "Ocean" cloth trim	●	-	-
Full leather "Claudia" trim	-	●	●
WHEELS AND TYRES			
17 inch full wheel covers (Tyres: 225/55 R17)	●	-	-
17 inch alloy wheels (Tyres: 225/55 R17)	○	●	●
Full size steel spare wheel	●	●	●
SAFETY & SECURITY			
ABS with Electronic Brakeforce Distribution (EBD)	●	●	●
Electronic Stability Control (ESC)	●	●	●
Hill Start Assist function	●	●	●
Tyre pressure sensors	●	●	●
Driver, front passenger and front lateral airbags	●	●	●
Curtain airbags	-	●	●
Eight 3-point inertia reel seat belts (7 on Business VIP)	●	●	●
Unfastened seatbelt visual warning system on driver and front passenger seats	●	●	●
Six ISOFIX mounting points with top tether on all rear seats	●	●	●
Remote central locking with deadlocks	●	●	●
Head Up Display	○	●	●
Cruise control with speed limiter	●	●	●
Coffee break alert	○	●	●
Child surveillance mirror	●	●	●
LIGHTING AND VISIBILITY			
Panoramic sunroof (with dark tinted glass and sliding blind)	○	●	●
Automatic lights and windscreen wipers	●	●	●
LED Daytime Running Lights	●	●	●
Front fog lights with cornering function	●	●	●
Xenon headlights	○	●	●
Electrochrome rearview mirror	●	●	●
EXTERIOR			
Body colour bumpers, door mirrors and side rubbing strips	●	●	●
Body colour electrically adjustable and heated door mirrors	●	-	-
Body colour electrically heated and folding door mirrors	○	●	●
Body colour painted door handles	●	-	-
Body colour painted door handles with chrome inserts	-	●	●

PEUGEOT TRAVELLER: RANGE EQUIPMENT

TRAVELLER: CHOOSE YOUR TRIM

	ACTIVE	ALLURE	BUSINESS VIP
COMFORT & CONVENIENCE			
Height and reach adjustable steering wheel	●	-	-
Height and reach adjustable leather steering wheel	-	●	●
Automatic digital dual zone air conditioning	●	●	●
Air conditioning in row 2 with vents in ceiling console (not available on compact versions)	●	●	●
Front electric windows one touch operation	●	●	●
Rear parking sensors	●	-	-
Park Assist 180°: Front and rear parking sensors with blind spot monitoring system and Visio Park 180° (rear camera image and zoom displayed on touchscreen)	-	●	●
Remote central locking with deadlocks	●	●	●
Peugeot Open & Go system - Keyless entry and start	-	●	●
Fold-down aircraft style tray tables (integrated into back of front seats)	●	●	●
Integrated retractable rear side window sun blinds	●	●	●
2 cup holders, one on driver side and one on passenger side on the top of the dashboard	●	●	●
Acoustic Pack (Acoustic windscreen and wider lateral window)	●	●	●
Storage nets on rear of front seats	●	●	●
DOORS & WINDOWS			
Twin sliding doors	●	-	-
Easy Entry Pack: Keyless entry and start, twin electric sliding side doors with handsfree opening and electronic locking of fuel filler flap	-	●	●
Split opening tailgate with dark tinted rear windscreen heated with wiper and washer	●	●	-
Fixed dark tinted windows in row 2 and row 3 with approx. 70% opacity (not available on Compact versions)	●	-	-
Fixed dark tinted windows in row 2 and row 3 with approx. 90% opacity (not available on Compact versions)	-	●	●
DRIVER INFORMATION			
7 inch Touchscreen (used to control all primary vehicle functions)	●	●	●
Audible warnings (door open, lights on, etc..)	●	●	●
SEATING			
Tilt and height-adjustable driver's seat and front passenger's seat	●	-	-
Electrically adjustable and heated front seats with massage function	-	●	●
Driver's and front passenger's armrests	●	●	●
3-seater bench (1/3 2/3) in rows 2 and 3 with full size rear seats on rails	●	-	-
3-seater bench (1/3 2/3) in rows 2 and 3 with full size rear seats on rails, in leather trim	-	●	●
STORAGE			
Glovebox (Illuminated)	●	●	●
Closable storage on the top of the dashborad	●	●	●
IN-CAR ENTERTAINMENT			
Connect Radio: 7 inch touchscreen with DAB radio, Bluetooth handsfree, USB port, audio jack, tuner (Not in conjunction with optional rear view camera in internal rearview mirror)	●	-	-
Connect Radio: 7 inch touchscreen with DAB radio, Bluetooth handsfree, USB port, audio jack, tuner + HiFi Pack - 5 speakers + 4 tweeters + subwoofer (Not in conjunction with optional rear view camera in internal rearview mirror)	-	●	●
12 volt sockets (cabin X2, row 2 X 1 and row 3 X 1)	●	●	●
220 volt 3-pin socket to rear of drivers seat base	-	●	●

PEUGEOT TRAVELLER: CHOOSE YOUR TRIM & FINISH

COLOURS

		ACTIVE	ALLURE	BUSINESS VIP
Upholstery		Grey and Dark Blue 'Ocean' Cloth	Black 'Claudia' Full Leather	Black 'Claudia' Full Leather
Trim Code		44FY	CYFX	CYFX
Solid Paint				
Bianca White	WPP0	●	●	●
Metallic Paint				
Rich Oak	G6M0	○	○	○
Nimbus Grey	VLM0	○	○	○
Amber Red	V7H0	○	○	○
Pearl Sand	EUM0	○	○	○
Special Paint				
Dragoon Blue	4PP0	○	○	○
Nera Black Pearl	9VM0	○	○	○
Cumulus Grey	F4M0	○	○	○

● Standard ○ Cost Option

SOLID PAINT



Bianca White

METALLIC PAINT



Nimbus Grey



Pearl Sand



Amber Red



Rich Oak

SPECIAL PAINT



Cumulus Grey



Nera Black Pearl



Dragoon Blue

PEUGEOT TRAVELLER: CHOOSE YOUR TRIM & FINISH

UPHOLSTERY

ACTIVE MODELS

Grey and dark blue "Ocean" cloth upholstery



ALLURE MODELS

Black "Claudia" full leather upholstery



WHEELS



ACTIVE MODELS

17" wheel covers



ALLURE MODELS

17" alloy wheels
Optional on Active models

6.2 Technical Specifications: Engines, Performance & Weights

VERSIONS	1.5 BlueHDI 120bhp S&S			2.0 BlueHDI 150bhp S&S			2.0 BlueHDI 180bhp EAT8 S&S		
Length	Compact	Standard	Long	Compact	Standard	Long	Compact	Standard	Long
ENGINE									
Capacity (cc)	1499			1997			1997		
Cylinders / Valves	4/8			4/16			4/16		
Max power CEE (bhp/kW/rpm)	120(88) @ 3500			150(110) @ 4000			177(130) @ 3750		
Max torque CEE (Nm/rpm)	221(300) @ 1750			273(370) @ 2000			295(400) @ 2000		
Bore and stroke (mm)	75 x 84.8			85 x 88			85 x 88		
Fuel system	Diesel - high pressure turbo-charged injection								
Euro status	Euro 6.2								
Stop & Start system	●			●			●		
TRANSMISSION									
Gearbox	Manual			Manual			Automatic		
Number of gears	6			6			8		
PERFORMANCE (All figures driver alone)									
Max speed (kph)	172			184			185		
0-100kph (secs)	12			10.3			8.8		
ECONOMY Litres/100km									
WLTP Combined drive cycle litres / 100km	6.4 - 6.6			7.1 - 7.3			7.3 - 7.5		
WLTP Carbon Dioxide (CO2) emissions (g/km)	168 - 172			187-192			191 - 196		
WEIGHTS (kg) with 8 seats									
Payload (1)	1016	1035	1070	1040	1024	1026	1018	1017	1030
Kerb weight (2)	1634	1660	1660	1660	1726	1759	1727	1763	1770
Gross Vehicle Weight (GVW)	2650	2695	2730	2700	2750	2785	2745	2780	2800
Max plated front axle (3)	TBC	TBC	TBC	TBC	TBC	TBC	TBC	TBC	TBC
Max plated rear axle (3)	TBC	TBC	TBC	TBC	TBC	TBC	TBC	TBC	TBC
Gross Train Weight (GTW)	4050	4095	4130	4605	4650	4745	4900	4900	4900
Maximum braked towing weight (4)	1800			2300			2300		
Maximum towball weight	72			92			92		
Brakes Front/Rear	Ventilated discs / discs								
Turning circle between kerbs (m)	12.4								
Fuel tank capacity (litres)	69								

(1) Difference between GVW and kerb weight.

(2) Without driver. Kerb weight is calculated including oil, water, lubricants, tools, spare wheel and 90% full fuel tank. Weights may change with the addition of equipment.

(3) Within limits of GVW.

(4) Maximum recommended towing weight within limits of GTW.



PEUGEOT TRAVELLER: KNOW EVERYTHING ABOUT YOUR TRAVELLER



Technical Specifications: Dimensions & Load Volumes

	COMPACT	STANDARD	LONG*
EXTERIOR DIMENSIONS (mm)			
Length	4606	4956	5309
Front overhang	881		
Wheelbase	2925	3275	
Rear overhang	803		1153
Width (excluding door mirrors)	1920		
Width (door mirrors unfolded)	2204		
Front track at wheel centre	1627		
Rear track at wheel centre	1600		
Height (1)	1905	1890	
Height with raised suspension (1)	1945	1935	1940
DIMENSIONS OF REAR DOORS (mm)			
Maximum width of rear doors	1229	1212	
Maximum height of rear doors	1177		
Minimum load sill height (1)	587	584	tbc
Maximum load sill height (1)	610	653	tbc
DIMENSIONS OF SIDE DOORS (mm)			
Maximum width of side doors	743	933	
Maximum height of side doors	1181		
INTERIOR DIMENSIONS (mm)			
Maximum load height	1334	1337	tbc
Maximum load length (without folding 1st row passenger seat)	2811	3161	tbc
Load length (behind the 1st row)	2063	2413	tbc
Load width between wheel arches	1228		
Maximum waist width 1st row / 2nd row / 3rd row	1515 / 1586 / 1570		
INTERIOR VOLUMES (m³)			
Boot load volume (seat height) (2)	1400	1700	tbc
Boot load volume (roof height) (2)	2100	2550	tbc
Maximum number of seats	8	8	8
TURNING CIRCLE (m)			
Turning circle between kerbs	11.3	12.4	
Turning circle between walls	11.8	12.9	



PEUGEOT TRAVELLER: KNOW EVERYTHING ABOUT YOUR TRAVELLER

Dimensions & Load Volumes



(1) Compact
(2) Standard
(3) Long

Compact

Standard

Long



Light blue: Boot volume until the top of the backrest (dm³)*
Dark blue: Boot volume under the roof (dm³)*

*VDA standard: measured with bricks of 200x100x50mm



€60E NOVEMBER 2019. FOR FURTHER INFORMATION TALK TO YOUR LOCAL PEUGEOT DEALER OR SEE WWW.PEUGEOT.IE.

The information contained in this specification sheet, is based on the data and images available at the time of publication. Some photography may feature left hand drive models. All images shown are for illustration purposes only. Photographic processes used may alter the depth and tone of the colours shown. As part of a policy on continuous specification improvement, Peugeot reserves the right to modify colours, trims, engine range, options and standard equipment at any time. This specification sheet is not a contractual document or offer of sale. The specified fuel consumption and emission values are the official figures obtained from tests under standardised EU test conditions in accordance with the Worldwide Harmonized Light Vehicles Test Procedure (WLTP), a more realistic test method for measuring fuel consumption (l/100km) and CO2 emissions and are correct at the time of print. WLTP replaces the previous NEDC test method. The included values reflect the standard vehicle excluding additional equipment such as optional extras and accessories which may have an effect on the fuel consumption (l/100km) and CO2 emissions produced. You can discover more about the WLTP at peugeot.ie/brand-and-technology/wltp