

Continue the Renault Traffic experience on renault.ie



Renault TRAFIC

Versatility to suit your every need



Although every effort has been made to ensure that the information contained within this brochure is as accurate and up to date as possible, Renault Ireland reserves the right to modify its models without notice, including their characteristics, specifications, equipment and accessories. Brochures inevitably become out of date or inaccurate in some respects, in that such characteristics, specifications equipment, or accessories may be changed after the publication date given below and can differ from the descriptions given. It is therefore necessary to check with your Renault Dealer before purchasing any product that the characteristics, specifications, equipment or accessories of the vehicle on order are as advertised.

*5 years / 200,000km Renault manufacturer warranty. Publication date 04/2015.



PHOTOGRAPHY: X. Ouerrel - Printed in EC - 04/2015
Renault Ireland, Level 6, Block 4, Dundrum Retail & Office Park, Dundrum, Dublin 16, Ireland



Your Mobile office



The Renault Trafic

Versatility to suit your every need

The Trafic Van has been specifically designed to meet the needs of professionals, whatever their business environment. In Panel Van, Crew van and Passenger versions, with its stylish and protective design, quiet efficient engines, the latest on-board technology and high levels of comfort and safety, the Trafic holds all the cards.

1. Underseat storage of up to 54 litres ensures large objects are close to hand, whilst ensuring they are safely transported. **2. Tablet cradle.** The adjustable tablet cradle holds devices in place allowing you to access information easily. **3. Smartphone cradle.** Adjustable for height and width, the smartphone cradle accommodates most sizes, meaning you're always connected. **4. Mobile office.** An innovative fold down central seat incorporates a detachable A4 clipboard holder, which can be fixed in place to face the driver or passenger, whilst the backrest can be opened out to reveal laptop storage **5. Comfort every day.** The specially contoured driver's seat with added lateral support features height and lumbar adjustment as standard plus an armrest. A new driving position and height/reach adjustable steering wheel ensures total comfort. **6. R&Go.** iOS & Android users can download the R&Go application to their smartphone or tablet to provide access to navigation, telephone commands, multimedia files and vehicle trip information. **7. Touchscreen.** MediaNav is a built-in touchscreen infotainment system with access to navigation, radio, music files and telephone commands.

*Please note options featured may be standard or optional depending on version.

ENERGY dCi Engine

Double the performance

A product of the latest generation 1.6 dCi block developed by Renault, the Trafic engine benefits from the best in modern technology that improves fuel economy by 5.8mpg*. It consists of a variable geometry turbocharger (dCi 90 hp and dCi 115 hp) and Twin Turbo (ENERGY dCi 120 hp and dCi 140 hp), thus offering a large range of engines to meet everyone's needs.

The Twin Turbo engine, with Stop & Start technology and the new regenerative braking system (Energy Smart Management), helps Trafic achieve fuel economy of up to 5.9 l/100km (LCV) helping you to minimise fuel costs.

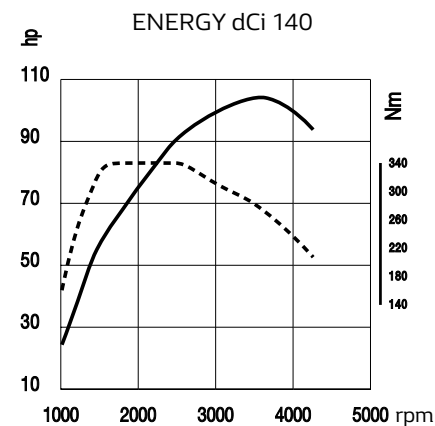
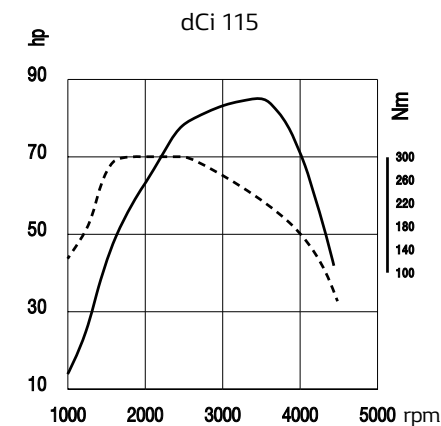
The double stage turbocharging allows for flexible driving and instant pick-up, even under load, all the while giving more power at high speeds:

- The first low inertia turbo provides high torque from low speeds to give you greater responsiveness when pulling away and restarting.
- The second turbo takes over at high speeds, it lets you call for more power for constant, smooth acceleration.

Better fuel economy and more driving pleasure!
With Trafic, you win either way.

*Approved conditions according to applicable regulations.

Euro 5



--- Torque (Nm)
— Power (hp)

Winning Duo



Rob White
Director of Renaultsport F1®


Gaspar Gascon
Director Renault Power Train Engineering

At Renault, technological innovation is driven by the passion of our employees. **Rob White**, **Technical Director of Renault Sport F1®**, works with his team to create the Renault engines that power multiple Formula 1® teams. Winning engines for over 35 years! World champions 12 times.

For production cars, **Renault Power Train Engineering Director Gaspar Gascon** and his staff have developed the new range of ENERGY engines.

Think the two are unrelated? Think again. On a day-to-day basis, Rob and Gaspar keep in touch, discussing and working together to develop new ideas, each benefiting from the other's know-how with the enthusiasm of born pioneers. Their goal: to reduce fuel consumption and CO₂ emissions by 35%, test engine strength under extreme conditions and take the everyday pleasure of driving a Renault to ever greater heights.

When two teams of engineers obsessed with innovation combine their efforts and share their expertise, the drive for creating some of the world's best engines is doubled.



Drawing on Renault's Formula 1 expertise, the Trafic offers a range of engines that bring together economy, flexibility and performance. The ENERGY dCi Twin Turbo engine meets the challenge of improving fuel economy above 5.9 l/100km, while maintaining driving pleasure.

Get the full measure

Of its ingenuity

For the Trafic, Renault has developed clever solutions to make the loading area more practical. Its additional flap under the passenger bench allows you to carry items up to 4.15 metres long (lwb) with a clever internal roof rack and a large range of accessories the intelligently designed Trafic offers endless possibilities.

The Trafic uses a range of features to offer you the best load capacities in the market. It is unbeatable for length, with the flap under the passenger bench seat that adds 1.2 metres to the load length to accommodate objects up to 3.75 m long (4.15 m for LWB).

The load volume – 5.2 m³ on the SWB and 6 m³ on the LWB – has been maximised with a loading volume which is as capacious as ever. This means that with the Trafic you can carry 3 Euro pallets in the SWB version. Trafic offers you innovative equipment, such as the hands-free card, the interior roof rack, and up to 18 anchorage rings depending on the version.

To further enhance the load carrying ability of Trafic a wide range of accessories for the load area are available.

All businesses will find an Trafic model to suit their needs.



16 anchorage rings as standard on SWB, 18 on LWB versions



Load through bulkhead flap is magnetised to fix easily and securely in place



Load through bulkhead allows you to load in to passenger foot well



Interior roof rack (accessory)

Versatile

Europe's No. 1 Van manufacturer Renault can propose a wide range of Traffic variants to suit your specific needs.



Panel Van

Choose from short or long wheelbase, low or high roof, glazed or panelled. Loading is made easy thanks to the low load threshold, whilst load volumes from 5.2m³ to over 8m³ mean you'll have all the space you need.



Crew Van

Need to get tools and a team to site? The Crew Van has seating for 6 and can still carry the tools you need for the job - safely and securely.

Clever

Innovation for all! A range of features are available to keep you safe, save you money and make life easier.



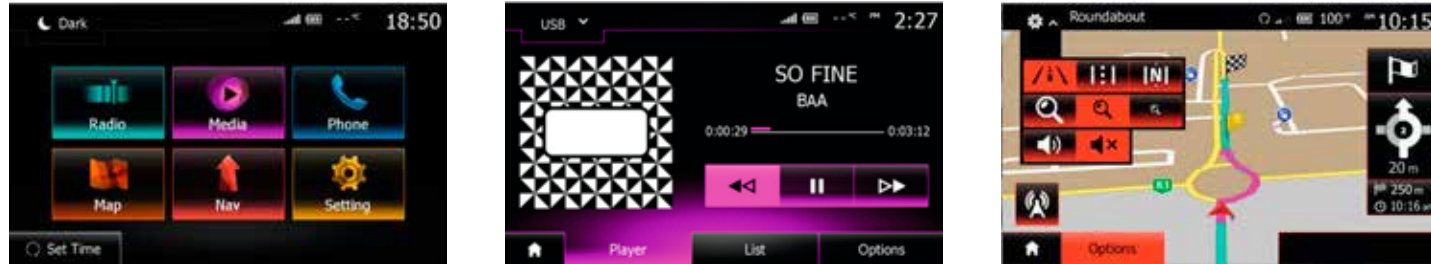
- 1. Grip Xtend.** Over loose surfaces such as gravel, light snow and mud, engage Grip Xtend and one wheel will be allowed to spin to help you gain traction.
- 2. ECO mode.** Push the ECO mode button and throttle response is optimised for maximum fuel economy.
- 3. Wide View mirror.** Built into the passenger vanity mirror, this simple solution helps you to see into your blind spot.
- 4. Hill Start Assist.** Makes Hill Start easy as the vehicle is held on an incline without the use of the handbrake, for 2 seconds while you engage gear and apply power.
- 5. Rear parking camera.** See the full picture with a cleverly mounted rear parking camera.

*Please note options featured may be standard or optional depending on version.

Stay connected

MediaNav

Renault's on-board touch screen tablet MediaNav provides access to useful and practical features including: navigation, media from multiple sources, handsfree telephone using Bluetooth® technology. Enjoy stress free travel with Renault MediaNav.



1. Navigation provided by Navteq with vocal guidance. 2. FM/AM/DAB tuner, connect devices via USB and AUX sockets. 3. Bluetooth® technology* allows you to make and receive calls on the move. 4. Connectivity Smartphones with the AHA app can stream internet radio (uses phone data). Siri Eyes-Free for compatible iPhones (iOS 5 or later).

R-Link

Integrated 7" touchscreen multimedia system (with navigation). In addition to its many built-in features below, there are also applications to download from the R-Link Store. You can control it from the screen, steering wheel controls or even voice command.



1. **Main menu with 6 icons:** Discover the six available menus: navigation, multimedia, telephony, vehicle information, services and applications, system settings. 2. **Touchscreen navigation system** provided by TomTom® (12 months subscription to LIVE services from delivery). 3. **Multimedia** FM/AM/DAB tuner, connect devices via USB and AUX sockets or Bluetooth®. 4. **Reverse parking camera system** Rear parking sensors with reversing camera, which displays the image on the navigation system screen alongside guidance aids. 5. **Vehicle information** The fun "Eco Driving" coach gives you handy tips to improve your driving style and reduce your fuel consumption. 6. **Voice control** Set your destination, call a contact or launch an application with voice control.

R&GO

Is an application that turns your smartphone or tablet into a touchscreen for your dashboard! The key features of the app are: **Navigation.** 3D vehicle navigation provided by CoPilot. **Vehicle.** Eco driving score, fuel consumption info, trip computer and rev counter available. The R&GO application is free to download for compatible Android and iOS smartphones.†



† For compatible devices please refer to <https://www.renault.co.uk/services/multimedia/bluetooth-compatibility.html>

Traffic - Accessories



1. **Trunk Protector:** Protect your vehicle from everyday wear and tear. 2. **Parking Sensors:** Manoeuvre more safely around town or a worksite with the option of front and rear parking sensors. 3. **Mats:** Protect your vehicle's floor from wear, mud and moisture with these waterproof mats. 4. **Mats:** Add to the everyday appeal of your vehicle with a set of carpet mats. 5. **Towbars:** A range of Renault tow bars offer excellent durability and sync perfectly with the ESC system to activate Trailer Swing Assist.

Accessories Pricing

	TOTAL RETAIL PRICE
Front Parking Sensor	€363.00
Rear Parking Sensors	€344.00
Rubber Mats (1st Row, RHD)	€45.00
Textile Mats (RHD)	€45.00
L1 interior Roof Rack	€235.00
L2 interior Roof Rack	€305.00
Standard Towbar + 7 pins electrics	€589.00
Removable Towbars + 7 pins electrics	€847.00

Traffic Van - Standard Features

Business

Technology

- Trip computer
- DAB radio with Bluetooth, USB socket and AUX input with 2x15W speakers
- 12v power socket (front)
- 6 speed gearbox with gear shift indicator

Interior

- Closed glove box
- Driver's seat with armrest - height adjustable, lumbar adjustment
- Steering wheel - reach and rake adjustment
- Electric front windows
- Passenger bench seat
- MUSCADE upholstery

Exterior

- Left side loading door - unglazed
- 80-litre fuel tank
- Door mirrors - heated with electric adjustment and external temperature sensor
- 16" steel wheels with large wheel stylers
- Rear doors - unglazed, 180°
- Roof bar fixings
- Spare wheel with anti-theft spare wheel holder

Safety and Security

- ESC (Electronic Stability Control) with HSA (Hill Start Assist) and Grip Xtend
- Anchorage points: 16 for Short Wheel base (SWB) and 18 for Long Wheel Base (LWB)
- Full steel bulkhead
- Alarm pre-wiring (see Accessories for Alarm)
- ABS with EBD (Electronic Brake force Distribution)
- Electronic immobiliser
- Remote central locking (2 button key)
- Deadlocking
- Airbag - driver
- Seatbelts - 3 point height-adjustable seatbelts with pretensioners and load limiters
- 4 disc brakes

Additional standard equipment on Crew Vans

- 2nd row 3 passenger bench seat
- Roof-mounted light for second row of seats
- Left and right side loading doors - glazed
- Plastic side panels up to windows

Business+ Additional Equipment To Business

Interior

- Manual air conditioning and pollen filter
- Mobile Office (fold down middle passenger seat, with detachable A4 clipboard and laptop storage)
- Smartphone dock
- Passenger bench seat with underseat storage

Exterior

- Body-coloured front bumper, door rail and rear tail light column

Safety and Security

- Full steel bulkhead with load-through facility
- Wide View Mirror (blind spot mirror in passenger sunvisor)
- Rear parking sensors

Additional standard equipment on Crew Vans

- 2nd row of 3 individual passenger seats
- Individual seats with ISOFIX (left and right seats), 2 armrests and underseat storage

Sport Additional equipment to Business+

Technology

- Automatic headlights and wipers
- Renault MediaNav 7" touch screen multimedia and navigation system with 2x20W speakers
- 2x20W radio with DAB, Bluetooth, USB socket

Interior

- Leather steering wheel
- Premium dashboard with closable upper dashboard storage
- JAVA upholstery
- 2 spot reading lights (driver/passenger)

Exterior

- Metallic paint
- Body coloured door mirrors, brilliant black, high gloss logo surround and premium, chrome grille
- 17" CYCLADE alloy wheels

SAFETY AND SECURITY

- Front fog lights
- Cruise control and speed limiter

Additional standard equipment on Crew Vans

- 2nd row of seats, reclining, with 3 individual roof-mounted spot lights
- Left and right side loading doors - glazed with opening windows and sunblinds
- 2x15W roof-mounted speakers for 2nd row of seats



Colours - available on all models



Solid paints

	Bamboo Green DPA	Magma Red NNS	Mole Grey KPF	Glacier White 369
Business / Business+	●	●	●	●
Sport	●	●	●	●

Metallic paints

	Black D68	Grey Silver KNG	Panorama Blue J43	Copper Brown CNH	Ash Grey HNK	Platinum D69
Business / Business+	○	○	○	○	○	○
Sport	●	●	●	●	●	●

● = Standard (therefore no cost) ○ = Optional - = Not available

Interiors and Upholstery



MUSCADE trim

JAVA trim - standard on Sport versions

Wheels



16" steel wheels

17" CYCLADE alloy wheels

	Panel Van, Crew Van Vehicles	Business/ Business+	Sport versions
16" steel wheels		●	-
17" CYCLADE alloy wheels		-	●

Traffic Van - Range Overview

ENGINE	HP	CO ₂ LEVEL (g/km)	L/100KM COMBINED	LOAD VOLUME (m ³)	PAYLOAD* (Kg)
PANEL VAN					
BUSINESS SWB LOW ROOF					
SL27 dCi 90	90	170	6.5	5.2	1079
SL27 dCi 115	115	170	6.5	5.2	1079
SL27 ENERGY dCi 120	120	155	5.9	5.2	1079
SL27 ENERGY dCi 140	140	160	6.1	5.2	1079
SL29 dCi 115	115	170	6.5	5.2	1239
SL29 ENERGY dCi 120	120	155	5.9	5.2	1239
SL29 ENERGY dCi 140	140	160	6.1	5.2	1239
BUSINESS SWB HIGH ROOF					
SH29 ENERGY dCi 120*	120	tbc	tbc	tbc	tbc
SH29 ENERGY dCi 140*	140	tbc	tbc	tbc	tbc
BUSINESS LWB LOW ROOF					
LL29 dCi 115	115	170	6.5	6.0	1269
LL29 ENERGY dCi 120	120	155	5.9	6.0	1269
LL29 ENERGY dCi 140	140	160	6.1	6.0	1269
BUSINESS LWB HIGH ROOF					
LH29 ENERGY dCi 120*	120	tbc	tbc	tbc	tbc
LH29 ENERGY dCi 140*	140	tbc	tbc	tbc	tbc
BUSINESS+ SWB LOW ROOF					
SL27 dCi 115	115	170	6.5	5.2	1056
SL27 ENERGY dCi 120	120	155	5.9	5.2	1056
SL27 ENERGY dCi 140	140	160	6.1	5.2	1056
BUSINESS+ LWB LOW ROOF					
LL29 dCi 115	115	170	6.5	6.0	1246
LL29 ENERGY dCi 120	120	155	5.9	6.0	1246
LL29 ENERGY dCi 140	140	160	6.1	6.0	1246
SPORT SWB LOW ROOF					
SL27 dCi 115	115	170	6.5	5.2	1041
SL27 ENERGY dCi 120	120	155	5.9	5.2	1041
SL27 ENERGY dCi 140	140	160	6.1	5.2	1041
SPORT LWB LOW ROOF					
LL29 dCi 115	115	170	6.5	6.0	1231
LL29 ENERGY dCi 120	120	155	5.9	6.0	1231
LL29 ENERGY dCi 140	140	160	6.1	6.0	1231
CREW VAN					
BUSINESS LWB LOW ROOF - 6 SEATS					
LL29 dCi 115	115	174	6.6	4.0	1060
BUSINESS+ LWB LOOW ROOF - 6 SEATS					
LL29 dCi 115	115	174	6.6	4.0	1045
SPORT LWB LOW ROOF - 6 SEATS					
LL29 dCi 115	115	174	6.6	4.0	993

*Payload equals the Maximum Operating Mass (Gross Vehicle Mass or GVW) less the Kerb Mass. Kerb Mass is the weight of the complete vehicle including coolant, oil, a 90% full fuel tank, spare wheel and jack, but excluding driver and crew. All Kerb Masses, and therefore Payloads quoted are subject to manufacturing tolerances and are based on the base level model. Any additional equipment added (options or accessories), or the selection of a higher trim level, can result in a higher Kerb Mass and a reduced Payload. *Data not available yet.

Traffic Van - Options

	BUSINESS PANEL VAN	BUSINESS CREW VAN	BUSINESS+ PANEL VAN	BUSINESS+ CREW VAN	SPORT PANEL VAN	SPORT CREW VAN
EXTERIOR						
17" CYCLADE alloy wheels ⁽¹⁾	○	○	○	○	●	●
All-weather tyres	○	○	○	○	-	-
Metallic paint	○	○	○	○	●	●
Rear tail light column and door rail - body coloured	○	○	-	-	-	-
Front bumper, rear tail light column and door rail - body coloured	○	○	●	●	-	-
LOADING, TOWING AND CONVERTING						
Conversion interface box	○	○	○	○	○	○
Plylining - resin coated plywood floor	○	○	○	○	○	○
Plylining - reinforced resin coated plywood floor ⁽²⁾	○	○	○	○	○	○
Plylining - sides and resin coated plywood floor	○	○	○	○	○	○
Plylining - sides and reinforced resin coated plywood floor ⁽²⁾	○	-	○	-	○	-
Power take off - engine with specific wiring	○	○	○	○	○	○
Tow bar	○	○	○	○	○	○
SAFETY AND SECURITY						
Airbag - front passenger with deactivation	○	○	○	○	○	○
Airbag - front lateral, curtain and front passenger with deactivation	○	○	○	○	○	○
Bulkhead - full steel	●	-	-	-	-	-
Bulkhead - full steel with glazing	○	-	-	-	-	-
Bulkhead - full steel with load-through facility + Mobile Office (fold down middle seat with laptop station and detachable A4 clipboard holder)	○	-	-	-	-	-
Mobile Office PACK - Bulkhead - full steel with load-through facility + Mobile Office (fold down middle seat with laptop station and detachable A4 clipboard holder) + Wide view mirror	○	-	●	-	●	-
Bulkhead - full steel with glazing + load-through facility + Mobile Office (fold down middle seat with laptop station and detachable A4 clipboard holder)	○	-	-	-	-	-
Bulkhead - full steel with glazing + load-through facility	-	-	○	-	○	-
Cruise control with speed limiter	○	○	○	○	●	●
Engine speed limiter (56mph/90kmh OR 62mph/100kmh OR 68mph/110kmh)	○	○	○	○	○	○
Key - 3 button with selective opening and electric front windows (driver's side one 'one touch' descending)	○	○	○	○	-	-
Key - 3 button with selective opening	-	-	-	-	○	○
Key - hands-free key card and electric front windows (driver's side 'one touch' descending) ⁽³⁾	○	○	○	○	-	-
Key - Hands-free key card ⁽³⁾	-	-	-	-	○	○
Key - 2 button with single door opening	○	○	○	○	○	○
Key - 3 button with selective opening and single door opening and electric front windows (driver's side 'one touch' descending)	○	○	○	○	-	-
Key - 3 button with selective opening and single door opening	-	-	-	-	○	○
Key - additional (third)	○	○	○	○	○	○
Digital tachograph with upgraded battery	○	○	○	○	-	-
Digital tachograph with upgraded battery - Without Navigation system - 2x15W DAB radio with AUX input, Bluetooth and USB socket ⁽⁴⁾	-	-	-	-	○	○
Rear parking sensors	○	○	●	●	●	●
Rear parking camera with front fog lights and automatic headlights and wipers	○	○	-	-	-	-
Rear parking camera with front fog lights and automatic headlights and wipers	-	-	○	○	-	-
Rear parking camera	-	-	-	-	○	○
Tyre pressure monitoring system	○	○	○	○	○	○
SEATING						
Passenger's seat - height and lumbar adjustment with armrest - passenger front airbag	○	○	○	○	○	○
Heated driver's and single passenger front seat with airbag - front lateral, curtain and front passenger with deactivation	○	○	○	○	○	○
DOORS AND WINDOWS						
Electric front windows (driver's side 'one touch' descending)	○	○	○	○	●	●
Right side loading door - unglazed	○	-	○	-	○	-
Left and right side loading doors - glazed with opening windows	-	○	-	○	-	●
Left and right side loading doors - glazed with opening windows and rear doors - 180° glazed, heated, rear wipers	-	-	-	○	-	-
Left and right side loading doors - glazed with opening windows and rear doors - 180° glazed, heated, rear wipers and bulkhead - full steel with glazing	○	-	-	-	-	-
Left and right side loading doors - glazed with opening windows and rear doors - 180° glazed, heated, rear wipers and bulkhead - full steel with load-through facility - glazed and Mobile Office	○	-	-	-	-	-
Left and right side loading doors - glazed with opening windows and rear doors - 180° glazed, heated, rear wipers and bulkhead - full steel with load-through facility - glazed	-	-	○	-	○	-
Left and right side loading doors - glazed with opening windows and tailgate, heated, rear wipers and bulkhead -full steel with glazing	○	-	-	-	-	-
Left and right side loading doors - glazed with opening windows and tailgate, heated, rear wipers and bulkhead -full steel with load-through facility - glazed and Mobile Office	○	-	-	-	-	-
Left and right side loading doors - glazed with opening windows and tailgate, heated, rear wipers and bulkhead -full steel with load-through facility - glazed	-	-	○	-	○	-
Left and right side loading doors - glazed with opening windows and tailgate, heated, rear wipers	-	○	-	○	-	-
Rear tailgate - glazed and heated with rear wiper	-	○	-	○	-	-

Traffic Van - Options

	BUSINESS PANEL VAN	BUSINESS CREW VAN	BUSINESS+ PANEL VAN	BUSINESS+ CREW VAN	SPORT PANEL VAN	SPORT CREW VAN
DOORS AND WINDOWS continued						
Left and right side loading doors - glazed with non opening windows and rear doors - 180° glazed, heated, rear wipers and bulkhead - full steel with glazing	○	-	-	-	-	-
Left and right side loading doors - glazed with non opening windows and rear doors - 180° glazed, heated, rear wipers and bulkhead - full steel with load-through facility - glazed and mobile office	○	-	-	-	-	-
Left and right side loading doors - glazed with non opening windows and rear doors - 180° glazed, heated, rear wipers and bulkhead - full steel with load-through facility - glazed	-	-	○	-	○	-
Left and right side loading doors - glazed with non opening windows and tailgate, heated, rear wipers and bulkhead - full steel with glazing	○	-	-	-	-	-
Left and right side loading doors - glazed with non opening windows and tailgate, heated, rear wipers and bulkhead - full steel with load-through access - facility and Mobile Office	○	-	-	-	-	-
Left and right side loading doors - glazed with non opening windows and tailgate, heated, rear wipers and bulkhead - full steel with load-through access - facility	-	-	○	-	○	-
Rear doors - glazed, 180°, with rear wipers and rear heated window	-	○	-	○	-	○
Rear doors - glazed, 180°, with rear wipers and rear heated window and bulkhead - full steel with glazing	○	-	-	-	-	-
Rear doors - glazed, 180°, with rear wipers and rear heated window and bulkhead - full steel with load-through facility - glazed and mobile office	○	-	-	-	-	-
Rear doors - glazed, 180°, with rear wipers and rear heated window and bulkhead - full steel with load-through facility - glazed	-	-	○	-	○	-
Rear doors - glazed, 270° - LWB only	-	○	-	○	-	○
Rear doors - glazed, 270° and bulkhead - full steel with glazing - LWB low roof only	○	-	-	-	-	-
Rear doors - glazed, 270° and bulkhead - full steel with load-through facility - glazed and Mobile Office - LWB low roof only	○	-	-	-	-	-
Rear doors - glazed, 270° and bulkhead - bulkhead - full steel with load-through facility - glazed - LWB only	-	-	○	-	○	-
Rear doors - unglazed, 270° - LWB only	○	○	○	○	○	○
Rear tailgate - glazed, heated, rear wipers and bulkhead - full steel with glazing ⁽²⁾	○	-	-	-	-	-
Rear tailgate - glazed, heated, rear wipers and bulkhead - full steel with load-through facility - glazed and Mobile Office ⁽²⁾	○	-	-	-	-	-
Rear tailgate - glazed, heated, rear wipers and bulkhead - full steel with load-through facility - glazed	-	-	○	-	○	-
Rear tailgate - glazed, heated with rear wipers	-	○	-	○	-	○
Extra tinted windows	○	○	○	○	○	○
VISIBILITY						
Automatic headlights and wipers with front fog lights	○	○	○	○	●	●
Front fog lights	○	○	○	○	-	-
COMFORT AND STORAGE						
Climate control and electric front windows - one touch (with automatic headlights and wipers and fog lights) ^{(4) (5)}	○	○	○	○	-	-
Climate control ⁽⁵⁾	-	-	-	-	○	○
Manual air conditioning with pollen filter	○	○	●	●	●	●
Smoker pack	○	○	○	○	○	○
Steering wheel - leather with cruise control	○	○	○	○	●	●
12V power socket in load area	○	○	○	○	○	○
COMMUNICATION						
2x15W DAB radio & CD player with AUX input, Bluetooth and USB socket	○	○	○	○	-	-
MediaNav 7" touch screen multimedia & satellite navigation with 2x20W radio with AUX input, Bluetooth USB socket and DAB ⁽⁶⁾	○	○	○	○	●	●
Renault R-Link 7" touch screen multimedia system with navigation and 3 months TomTom LIVE services + 2x20W radio with AUX input, Bluetooth USB socket and DAB + cruise control with speedlimiter	○	○	○	○	○	○
Western Europe map upgrade ⁽⁷⁾	○	○	○	○	○	○
Smartphone cradle	○	○	●	●	●	●
Tablet cradle ⁽⁸⁾	○	○	○	○	○	○

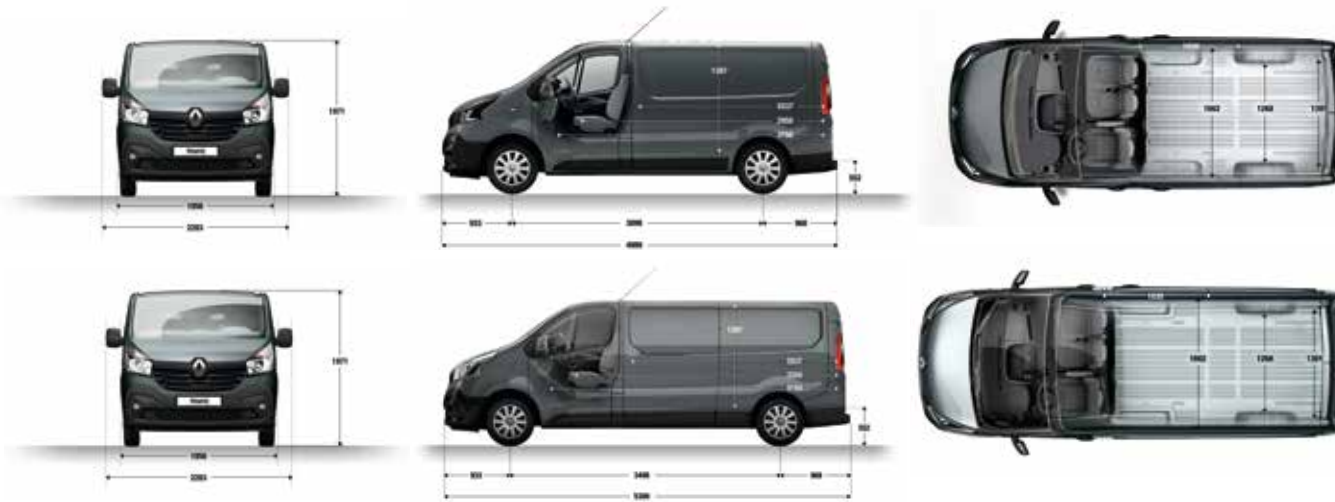
*Please note some options are not available as single options. Please contact your local dealer for more information.

(1) Not available with All-weather tyres (2) Not available on high roof versions (3) Incompatible with Climate control when ordered on dCi 90 OR dCi 115 variants OR high roof variants (4) Must be taken with either 2x15W DAB radio & CD player with AUX input, Bluetooth and USB socket OR Renault MediaNav 7" touch screen multimedia & satellite navigation with 2x20W radio with AUX input, Bluetooth USB socket and DAB OR Renault R-Link (5) Incompatible with Hands-free keycard when ordered on dCi 90 OR dCi 115 variants (6) Incompatible with Digital tachograph (7) Requires MediaNav or Renault R-Link (8) Incompatible with 2x15W DAB radio & CD player with AUX input, Bluetooth and USB socket AND Renault MediaNav 7" touch screen multimedia & satellite navigation with 2x20W radio with AUX input, Bluetooth USB socket and DAB AND Renault R-Link

Traffic Van - Technical Specifications

	dCi 90	dCi 115	ENERGY dCi 120	ENERGY dCi 140
EMISSIONS LEVEL	Euro 5			
ENGINE				
Engine type	R9M408	R9M408	R9M450	R9M450
Engine capacity	1598	1598	1598	1598
Injection type	Common Rail	Common Rail	Common Rail	Common Rail
Fuel type	Diesel	Diesel	Diesel	Diesel
Stop&Start with Energy Smart Management	N/A	N/A	Standard	Standard
Number of cylinders	4	4	4	4
Number of valves	16	16	16	16
Bore / Stroke (mm)	80 / 79.5	80 / 79.5	80 / 79.5	80 / 79.5
Particules Filter	Yes (on engine)	Yes (on engine)	Yes (underbody)	Yes (underbody)
Max engine power (at rpm)	66 (90) at 3500 rpm	84 (115) at 3500 rpm	88 (120) at 3500 rpm	103 (140) at 3500 rpm
Max torque Nm (at rpm)	260 (1500)	300 (1500)	320 (1500)	340 (1500)
Fuel tank capacity (litres)	80	80	80	80
GEARBOX				
Type	Manual : PF6	Manual : PF6	Manual : PF6	Manual : PF6
Number of Forward Gears	6	6	6	6
Reverse	4.42	4.42	4.98	4.79
STEERING				
Power assisted steering	Standard			
Turns lock-to-lock (PAS)	3.2			
Ø Turning circle between kerbs (m)	Short wheelbase : 11.84 Long wheelbase : 13.17			
Ø Turning circle between walls (m)	Short wheelbase : 12.4 Long wheelbase : 13.73			
DRIVE TRAIN				
Type	Front wheel drive			
TYRES				
Tyre size (standard)	205/65 R16C 107/105T ENERGY dCi 140 engines : 215/65 R16C 106/104T			
Tyre size (with 17" alloy wheels 'Cyclade') - Standard on Sport versions, optional otherwise	215/60 R17C 109/107T			
BRAKING SYSTEM				
Servobrake: Single (S), Double (D) - ø (")	S 11"			
Front: plain disc (DP), Vent disc (DV) ø (mm)	DV: Ø 296x28 - Mono-piston Ø 60			
Rear: drum (T), plain disc (DP), Vent disc (DV) ø (mm)	DP: Ø 280x12 - Mono-piston Ø 41			
PERFORMANCE				
Maximum speed km/h	153	168	172	181
Acceleration 0-100 kph (seconds)	N/A	12.4	12	10.8
FUEL CONSUMPTION				
CO ₂ emissions (g/km)	170	174	149	164
Urban - litres/100km	7.8	7.9	6.4	7.2
Extra Urban - litres/100km	5.7	5.9	5.3	5.7
Combined - litres/100km	6.5	6.6	5.7	6.2

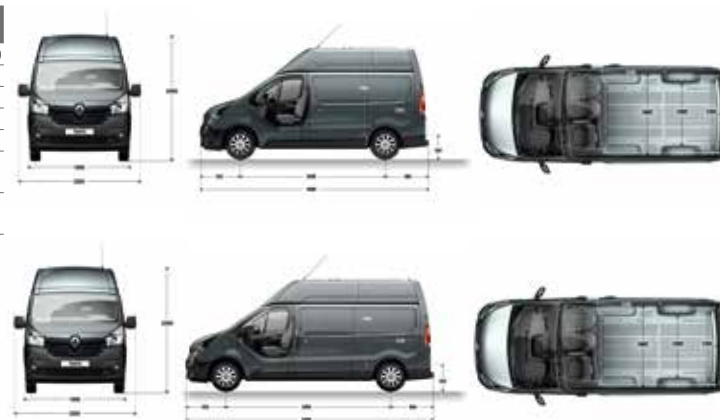
Traffic Van - Standard Roof Dimensions



DIMENSIONS (mm)	SL27				SL29			LL29		
	dCi 90	dCi 115	ENERGY dCi 120	ENERGY dCi 140	dCi 115	ENERGY dCi 120	ENERGY dCi 140	dCi 115	ENERGY dCi 120	ENERGY dCi 140
Load volume (m³)	5.2	5.2	5.2	5.2	5.2	5.2	5.2	6.0	6.0	6.0
Wheelbase	3098	3098	3098	3098	3098	3098	3098	3498	3498	3498
Load length at floor	2537	2537	2537	2537	2537	2537	2537	2937	2937	2937
Load length with load-through facility	2950	2950	2950	2950	2950	2950	2950	3350	3350	3350
Cargo area length with load-through facility into footwell	3750	3750	3750	3750	3750	3750	3750	4150	4150	4150
Width* length of the load-through facility	510*222	510*222	510*222	510*222	510*222	510*222	510*222	510*222	510*222	510*222
Maximum loading area width	1662	1662	1662	1662	1662	1662	1662	1662	1662	1662
Headroom	1387	1387	1387	1387	1387	1387	1387	1387	1387	1387
Width* height of side loading door	1030 * 1284	1031 * 1284	1032 * 1284	1033 * 1284	1034 * 1284	1035 * 1284	1036 * 1284	1037 * 1284	1038 * 1284	1039 * 1284
Width* height of rear doors	1391 * 1320	1392 * 1320	1393 * 1320	1394 * 1320	1395 * 1320	1396 * 1320	1397 * 1320	1398 * 1320	1399 * 1320	1400 * 1320
Height	2495	2495	2495	2495	2495	2495	2495	2495	2495	2495
WEIGHTS (kg)										
Gross Vehicle Weight	2740	2740	2740	2740	2900	2900	2900	2960	2960	2960
Maximum Payload* Business	1079	1079	1079	1079	1239	1239	1239	1269	1269	1269
Maximum Payload* Business+	N/A	1056	1056	1056	N/A	N/A	N/A	1246	1246	1246
Maximum Payload* Sport	N/A	1041	1041	1041	N/A	N/A	N/A	1231	1231	1231
Kerb Weight Business	1661	1661	1661	1661	1661	1661	1661	1691	1691	1691
Kerb Weight Business+	N/A	1684	1684	1684	N/A	N/A	N/A	1714	1714	1714
Kerb Weight Sport	N/A	1699	1699	1699	N/A	N/A	N/A	1729	1729	1729
Max Weight on front axle	1585	1585	1585	1585	1585	1585	1585	1585	1585	1585
Max Weight on rear axle	1650	1650	1650	1650	1650	1650	1650	1650	1650	1650
Braked trailer capacity	2000	2000	2000	2000	2000	2000	2000	2000	2000	2000
Unbraked trailer capacity	750	750	750	750	750	750	750	750	750	750

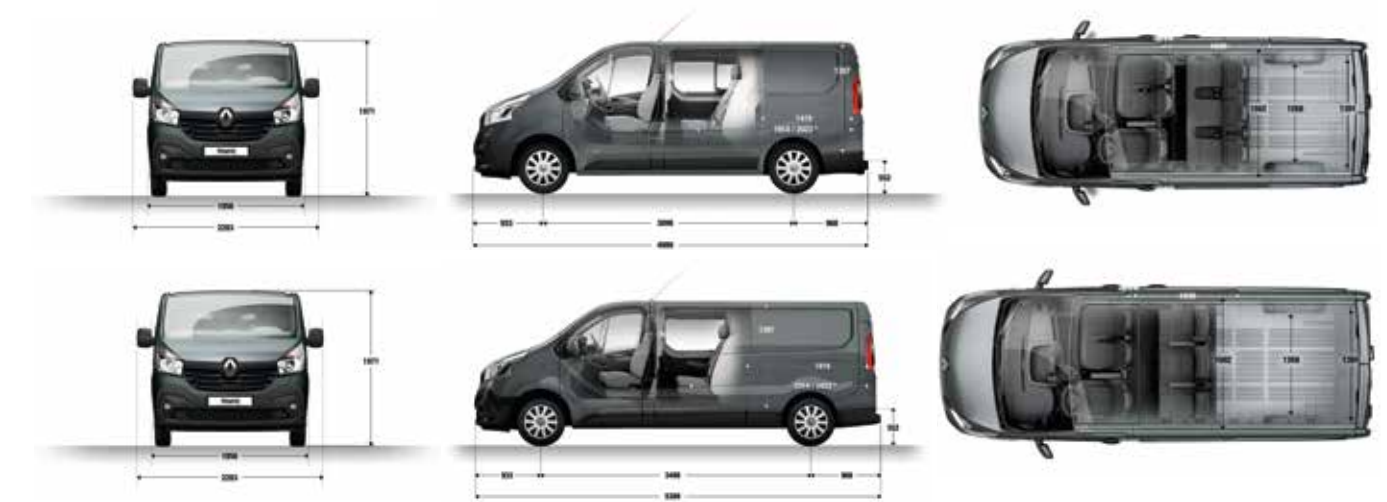
Traffic Van - High Roof Dimensions

DIMENSIONS (mm)	SH 29	SH 29	LH 29	LH 29
	ENERGY dCi 120	ENERGY dCi 140	ENERGY dCi 120	ENERGY dCi 140
Engine				
Load volume	7.2	7.2	8.6	8.6
Wheelbase	3098	3098	3498	3498
Load length at floor	2537	2537	2937	2937
Load length with load-through facility	2950	2950	3350	3350
Cargo area length with load-through facility into footwell	3750	3750	4150	4150
Width * length of the load-through facility	510*222	510*222	510*222	510*222
Maximum loading area width	1662	1662	1662	1662
Headroom	1898	1898	1898	1898
Width * height of side loading door	1030 * 1284	1031 * 1284	1030 * 1284	1031 * 1284
Width * height of rear doors	1391 * 1820	1392 * 1820	1391 * 1820	1392 * 1820
Height	2495	2495	2495	2495
WEIGHTS (kg)				
Gross Vehicle Weight	2920	2920	3020	3020
Gross Train Weight	4920	4920	5020	5020
Maximum Payload*	1160	1160	1200	1200
Kerb Weight	1760	1760	1820	1820
Max Weight on front axle	1585	1585	1585	1585
Max Weight on rear axle	1650	1650	1650	1650
Braked trailer capacity	2000	2000	2000	2000
Unbraked trailer capacity	750	750	750	750



*Payload equals the Maximum Operating Mass (Gross Vehicle Mass or GVW) less the Kerb Mass. Kerb Mass is the weight of the complete vehicle including coolant, oil, a 90% full fuel tank, spare wheel and jack, but excluding driver and crew. All Kerb Masses, and therefore Payloads quoted are subject to manufacturing tolerances and are based on the base level model. Any additional equipment added (options or accessories), or the selection of a higher trim level, can result in a higher Kerb Mass and a reduced Payload.

Traffic Van Crew van Dimensions



DIMENSIONS (mm)	SL27				SL29			LL29		
	dCi 90	dCi 115	ENERGY dCi 120	ENERGY dCi 140	dCi 115	ENERGY dCi 120	ENERGY dCi 140	dCi 115	ENERGY dCi 120	ENERGY dCi 140
Load volume (m³)	3.2	3.2	3.2	3.2	3.2	3.2	3.2	4.0	4.0	4.0
Wheelbase	3098	3098	3098	3098	3098	3098	3098	3498	3498	3498
Load length at floor	1914	1914	1914	1914	1914	1914	1914	2314	2314	2314
Maximum loading area width	1662	1662	1662	1662	1662	1662	1662	1662	1662	1662
Headroom	1387	1387	1387	1387	1387	1387	1387	1387	1387	1387
Width * height of side loading door	1030 * 1284	1031 * 1284	1032 * 1284	1033 * 1284	1034 * 1284	1035 * 1284	1036 * 1284	1037 * 1284	1038 * 1284	1039 * 1284
Width * height of rear doors	1391 * 1320	1392 * 1320	1393 * 1320	1394 * 1320	1395 * 1320	1396 * 1320	1397 * 1320	1398 * 1320	1399 * 1320	1400 * 1320
Height	2495	2495	2495	2495	2495	2495	2495	2495	2495	2495
WEIGHTS (kg)										
Gross Vehicle Weight	2780	2780	2780	2780	2810	2810	2810	2920	2920	2920
Maximum Payload* Business	975	975	975	975	1005	1005	1005	1060	1060	1060
Maximum Payload* Business+	960	960	960	960	N/A	N/A	N/A	1045	1045	1045
Maximum Payload* Sport	908	908	908	908	N/A	N/A	N/A	993	993	993
Kerb Weight Business	1805	1805	1805	1805	1805	1805	1805	1860	1860	1860
Kerb Weight Business+	1820	1820	1820	1820	N/A	N/A	N/A	1875	1875	1875
Kerb Weight Sport	1872	1872	1872	1872	N/A	N/A	N/A	1927	1927	1927
Max Weight on front axle	1585	1585	1585	1585	1585	1585	1585	1585	1585	1585
Max Weight on rear axle	1650	1650	1650	1650	1650	1650	1650	1650	1650	1650
Braked trailer capacity	2000	2000	2000	2000	2000	2000	2000	2000	2000	2000
Unbraked trailer capacity	750	750	750	750	750	750	750	750	750	750

*Payload equals the Maximum Operating Mass (Gross Vehicle Mass or GVW) less the Kerb Mass. Kerb Mass is the weight of the complete vehicle including coolant, oil, a 90% full fuel tank, spare wheel and jack, but excluding driver and crew. All Kerb Masses, and therefore Payloads quoted are subject to manufacturing tolerances and are based on the base level model. Any additional equipment added (options or accessories), or the selection of a higher trim level, can result in a higher Kerb Mass and a reduced Payload.

RENAULT
FINANCE
OUR VERY OWN BANK

Renault Finance, the bank you can bank on. Choose the finance solution that best suits your needs.

At Renault Finance, we pride ourselves on being:

- **Flexible.** We have flexible payment plans. We can tailor the term, the deposit or the repayment to meet your needs.
- **Competitive.** We offer competitive rates and attractive financial packages you will not find anywhere else.
- **Simple.** We provide an easy application process, quick decision and minimum paperwork, all at your Local Dealer.
- **Creditable.** We are part of one of Europe's largest motor finance companies and offers financial services to millions of customers everyday.

Renault Finance is a trading name of RCI Banque Branch Ireland, a wholly owned subsidiary of the Renault Group. RCI Banque is regulated by the French banking authority and is supervised by the Central Bank of Ireland for conduct of business purposes.