



Way of Life!

THE SUZUKI

VITARA



For more information
or to book a test drive, visit:

cars.suzuki.co.uk/vitara
or
cars.suzuki.ie/vitara



Fuel economy and CO₂* results for the Vitara 2019 range in mpg (L/100km): Combined from 44.8 (6.3) to 52.3 (5.3). CO₂ emissions: 143g/km to 121g/km. The fuel consumption you achieve in real life conditions and CO₂ produced will depend upon a number of factors including the accessories fitted (post-registration), variations in weather, driving styles and vehicle load.

*There is a new test used for fuel consumption and CO₂ figures. The CO₂ figure(s) shown, however, is based on the outgoing test cycle and will be used to calculate vehicle tax on first registration. Only compare fuel consumption and CO₂ figures with other cars tested to the same technical standard. Specifications and equipment vary depending on engine, transmission and model grade. Please contact your local Dealer for full details. All details correct at time of going to print: November 2018. Vehicles shown throughout this brochure are for illustration only and may feature non-UK/ROI equipment. Suzuki GB PLC, Steinbeck Crescent, Snelshall West, Milton Keynes, Bucks MK4 4AE. Suzuki Information Service: 0800 804 8828 (UK) or 01 906 1862 (ROI). Calls may be recorded or monitored.

LET'S

PLAY



**SAY HELLO TO THE SUZUKI VITARA,
BUILT TO EXCITE, DESIGNED TO THRILL
AND WAITING FOR YOU TO DISCOVER
A NEW LEVEL OF FUN.**

With its eye-catching SUV design, the Vitara really stands out. And it's also got the versatile performance to match its rugged good looks. That's thanks to our responsive and efficient Boosterjet turbocharged engines which, when combined with the ALLGRIP 4-wheel Drive system*, give the Vitara the capability to adapt to whatever challenges the road presents.

And wherever you're going, you'll want to feel safe, which is why we've matched capability with all the latest safety features you'll need to feel protected behind the wheel. It's even got a Euro NCAP 5-star rating**.

Now's the time to get behind the wheel, start the ignition and enjoy the drive.



*ALLGRIP models only.
**Based on 2015 test standard.

BREATHTAKING

GOOD LOOKS

**AT SUZUKI, WE
DON'T DO BORING.
WE DO THRILLING.**

We do exciting. We do cars that look as good as they drive. And as you can see, the Vitara really is a showstopper. With its strong SUV-style looks, the Vitara's got the edge to turn heads in the city and stand its ground on rugged landscapes. Plus, with a range of personalisation options, you really have the chance to express yourself. Go on, show your stylish side.



Stylish chrome front grille



Fully retractable panoramic sunroof*



LED rear combination lights

*SZ5 models only.

STAND OUT IN COLOUR

HERE'S YOUR CHANCE TO ADD A LITTLE COLOUR TO YOUR WORLD.

The Vitara comes with a stylish range of single and dual-tone colour options to choose from. So take a look and find the shade that defines you.



Cosmic Black Pearl Metallic
Available on all models



Atlantis Turquoise Pearl Metallic
Available on all models



Silky Silver Metallic
Available on all models

Single tone colours




Superior White
Available on all models



Silky Silver Metallic
Available on all models



Galactic Grey Metallic
Available on all models



Cosmic Black Pearl Metallic
Available on all models



Atlantis Turquoise Pearl Metallic
Available on all models


Dual-tone colours



Solar Yellow Pearl Metallic with Cosmic Black Pearl Metallic roof
Available on SZ-T and SZ5 models only




Ice Greyish Blue Metallic with Cosmic Black Pearl Metallic roof
Available on SZ-T and SZ5 models only



Savannah Ivory Metallic with Cosmic Black Pearl Metallic roof
Available on SZ-T and SZ5 models only



Atlantis Turquoise Pearl Metallic with Cosmic Black Pearl Metallic roof
Available on SZ-T and SZ5 models only



Galactic Grey Metallic with Cosmic Black Pearl Metallic roof
Available on SZ-T and SZ5 models only



Bright Red with Cosmic Black Pearl Metallic roof
Available on SZ-T and SZ5 models only

THE KEY TO GOOD STYLE? ACCESSORISE



WITH OUR EXTENSIVE RANGE OF PERSONALISATION OPTIONS, NO TWO VITARAS NEED TO LOOK THE SAME. SO HAVE A BROWSE AT OUR COLLECTION OF EXTERIOR PERSONALISATION PACKS AND FIND THE LOOK THAT REALLY DEFINES YOU.

URBAN DESIGN PACK:

- Door mirror cover set
- Side garnish set
- DRL bezel set
- Front bumper centre accent line
- Front grille upper accent line
- Rear bumper centre accent line
- Rear upper spoiler

RUGGED DESIGN PACK:

- Side garnish set
- DRL bezel set
- Front bumper centre accent line
- Front grille upper accent line
- Front upper grille fin set
- Front bumper centre trim (silver) and front skid plate
- Side body moulding set
- Rear skid plate

KURO STYLE PACK – BLACK:

- Side garnish set
- DRL bezel set
- Front bumper centre accent line
- Front grille upper accent line
- Front upper grille fin set
- 'Misti' satin black alloy wheels
- Rear bumper centre accent line
- Side body moulding set
- Rear upper spoiler

SHIRO STYLE PACK – WHITE:

- Side garnish set
- DRL bezel set
- Front bumper centre accent line
- Front grille upper accent line
- Door mirror cover set
- Rear bumper centre accent line
- Rear upper spoiler



FOR THE FULL RANGE OF ACCESSORIES,
VISIT [CARS.SUZUKI.CO.UK/VITARA](https://cars.suzuki.co.uk/vitara) OR [CARS.SUZUKI.IE/VITARA](https://cars.suzuki.ie/vitara)

BEAUTIFUL OUTSIDE BEAUTIFUL INSIDE

YOUR VITARA. YOUR STYLE.

With our range of interior and exterior accessories, you can make your drive effortlessly stylish, inside and out.



POWERED BY BOOSTERJET

**GREAT TURBOCHARGED
PERFORMANCE WITH
OUTSTANDING EFFICIENCY.
GET READY TO FEEL THE
EXCITEMENT BEHIND
THE WHEEL.**

The reason? Our Boosterjet turbocharged engines deliver powerful performance, whilst maintaining great efficiency and minimising emissions. Combine this with its strong acceleration and a lightweight body, and you're guaranteed a responsive and agile drive. Get ready for next-level performance.



TAKE IT ON WITH ALLGRIP

WE WANT THE
VITARA TO BE
ABLE TO TAKE
YOU WHEREVER
YOU WANT
TO GO.

That's why we've developed our unique ALLGRIP 4-wheel Drive system. With ALLGRIP, you can truly take control of the road, with the 4-wheel Drive system adapting to varied conditions such as rain, snow or rough terrain. So the only limitation you have when you're driving the Vitara is your own imagination.



*ALLGRIP 4-wheel Drive system is available on SZ-T ALLGRIP and SZ5 models only.

Suzuki ALLGRIP 4-wheel Drive



AUTO MODE

This prioritises front-wheel drive for optimum fuel efficiency in everyday conditions, switching to 4WD if wheelspin is detected.




SPORT MODE

Actively engages 4WD, based on accelerator inputs, to make driving more responsive along country lanes.



SNOW MODE

Your answer to snow, ice, rain and mud – giving crucial traction and stability when the conditions demand it.




LOCK MODE

This engages permanent 4WD to help you drive out of deep snow or mud.

EVERYTHING YOU NEED

IF YOU'RE INTO TECH AND SPEC, THEN YOU'RE GOING TO LOVE WHAT THE VITARA HAS TO OFFER.

It comes equipped with all the latest technology to help make your journey more exciting, including a DAB digital radio* and hands-free Bluetooth® connection as standard. Plus, with voice-controlled audio and navigation*, an Adaptive Cruise Control system**, a rear parking camera*, Apple CarPlay and Android Auto, you'll feel more in control of the drive, every minute, every mile.



*SZ-T and SZ5 models only.
**SZ-T ALLGRIP and SZ5 models only.
Bluetooth® is a registered trademark owned by Bluetooth SIG, Inc.
Apple, Apple CarPlay and iPhone are all trademarks of Apple Inc.
Registered in the U.S. and other countries.
Android and Android Auto are trademarks of Google LLC.

SERIOUSLY SPACIOUS

**IF YOU'RE LOOKING FOR ROOM,
THE VITARA HAS PLENTY TO SPARE.**

The Vitara boasts an impressive 375 litres of boot space, so if you're looking to do the weekly shop or packing for a weekend adventure away, you can maximise the space for every journey. Its five spacious seats are matched with lots of legroom, and a high driving position gives you enhanced visibility behind the wheel, helping you feel confident on every journey.





**YOUR
PROTECTION
IS OUR
PRIORITY**

SUZUKI IS SERIOUS ABOUT SAFETY.

That's why the Vitara comes equipped with a blind spot monitor*, rear cross traffic alert*, traffic sign recognition* and lane departure warning & prevention* to help you stay safe behind the wheel. And that's not including seven airbags, side-impact protection beams and ISOFIX child seat anchorages.

Our ALLGRIP 4-wheel Drive system**, coupled with a high ground clearance, lets you drive with confidence across tough conditions, and our intelligent safety features include our ESP® (Electronic Stability Program) and Dual Sensor Brake Support. This technology uses two sensors to determine the risk of a collision and helps you avoid it or reduce possible damage. These all helped the Vitara to be awarded a Euro NCAP 5-star safety rating (2015).

For more details on the Vitara's safety equipment, please refer to the specification brochure.

*SZ-T ALLGRIP and SZ5 models only.
**ALLGRIP models only.
ESP® is a registered trademark of Daimler AG.



Blind spot monitor [†]/_{*}

SUZUKI SAFETY SUPPORT[†]

The Vitara features Suzuki's advanced forward detection system which uses the combination of a monocular camera, which excels at mid-to-long distance detection, and a laser, which is perfect for short-distance and night-time detection, attached to the windscreen. This combination of technologies can achieve superb safety.

DUAL SENSOR BRAKE SUPPORT[†]

When moving, the Vitara senses if there is a risk of forward collision. Upon detecting a potential collision, the vehicle acts to mitigate the impact, including automatically applying the brakes, if necessary.

LANE DEPARTURE WARNING

At 37mph or faster, the lane departure warning function can predict the path of the vehicle and issue warnings to the driver, if necessary, to help avoid straying out of a lane.

BLIND SPOT MONITOR[†]

Lane changing at speeds above 9mph is made safer by sensors that can detect vehicles located in or approaching the rear blind spots on either side of the vehicle. When a vehicle is detected in a rear blind spot, a warning LED icon is illuminated in the relevant door mirror.

LANE DEPARTURE PREVENTION

At 37mph or faster, lane markings are recognised and when predicting that lane departure is likely to occur, the car automatically assists the driver in returning the vehicle back into its lane by controlling the steering.

WEAVING ALERT

At 37mph or faster, weaving alert calculates the driving pattern and issues audio and visual warnings if the vehicle is weaving within a lane due to, for example, driver drowsiness.

TRAFFIC SIGN RECOGNITION

This system monitors the road for traffic signs and when signs such as speed limits or no passing zones are detected, it displays the sign on the meter display as a reminder to the driver. When multiple signs are detected, a maximum of three signs can be displayed at once.

[†]There is a limit to the ability of a monocular camera and laser sensor to detect obstacles, lanes and traffic signs. Please do not rely on this system alone to ensure safety. Always drive safely.

WE'LL TREAT YOU RIGHT

AT SUZUKI, WE'RE PRETTY SERIOUS WHEN IT COMES TO OUR CARS.

Serious about the design, serious about the driving experience and serious about the fun. Not surprising, considering we've been around since 1909, so we've got over a century of experience and innovation behind us. And throughout that time, our philosophy has always been about the joy of driving. So, we're dedicated to making cars that offer something for everyone and are, above all, fun to drive.

Plus, your Suzuki experience doesn't stop when you buy the car. We'll continue to look after you long after you've driven off the forecourt. Our Suzuki Service Promise guarantees that every Suzuki customer will receive superior levels of care when their car needs servicing. Plus, every new Suzuki comes with a 3-year or 60,000 miles/100,000 km warranty and Free Driveway Insurance*. Because when you're with us, we want you feeling looked after.

So, at this stage we're sure you're itching to try one of our Vitara range. And it's really easy to set up. Just find your local Dealer on our website and book a test drive at your own convenience. But be warned, after five minutes behind the wheel of a Vitara, you might not want to give it back.



**FIND YOUR LOCAL DEALER TODAY AT
[CARS.SUZUKI.CO.UK/FIND-A-DEALER](https://cars.suzuki.co.uk/find-a-dealer)
OR
[CARS.SUZUKI.IE/FIND-A-DEALER](https://cars.suzuki.ie/find-a-dealer)**



Way of Life!



Way of Life!

For more information
or to book a test drive, visit:
cars.suzuki.co.uk/vitara
or
cars.suzuki.ie/vitara

THE SUZUKI VITARA



The fuel consumption you achieve under real life driving conditions and CO₂ produced will depend upon a number of factors including the accessories fitted after registration, variations in driving styles, weather conditions and vehicle load. There is a new test used for fuel consumption and CO₂ figures. The CO₂ figure(s) shown, however, is based on the outgoing test cycle and will be used to calculate vehicle tax on first registration. Only compare fuel consumption and CO₂ figures with other cars tested to the same technical standard. Specifications shown have been achieved by production models under standard operating conditions. Data is intended to describe vehicles and their performance fairly, but may not apply to every vehicle. Colours, specifications and equipment may vary without notice. All details are correct at the time of going to print: November 2018. Vehicles shown throughout this brochure are for illustration only and may feature non-UK/ROI equipment. Suzuki GB PLC, Steinbeck Crescent, Snelshall West, Milton Keynes, Bucks MK4 4AE. Suzuki Information Service: 0800 804 8828 (UK) or 01 906 1862 (ROI) (calls may be recorded or monitored).

SPECIFICATION GUIDE



CHOOSE YOUR VITARA

With its bold SUV design and rugged capabilities, the Suzuki Vitara has what it takes to turn heads in the city and stand its ground in rugged conditions. With three models in the range to choose from, here's your chance to find the right Vitara for you.

SZ4

As standard with the SZ4:

- Chrome front grille
- Silver roof rails
- 16" alloy wheels
- LED daytime running lights
- Front foglamps
- Climate control air conditioning
- Cruise control
- Bluetooth® connectivity
- CD audio with USB



Bluetooth® is a registered trademark owned by Bluetooth SIG, Inc.



16" alloy wheels



Climate control air conditioning



LED daytime running lights

SZ-T

With the SZ-T, you also get:


- 17" alloy wheels
- Rear privacy glass
- Satellite navigation
- Smartphone link display
- Rear parking camera



17" alloy wheels



Satellite navigation



Rear parking camera

SZ5

With the SZ5, you also get:

- Dual Sensor Brake Support
- Blind spot monitor
- Rear cross traffic alert
- Lane departure warning
- Lane departure prevention
- Traffic sign recognition
- 17" polished alloy wheels
- LED projector headlights
- Panoramic sunroof
- Suede seat fabric
- Keyless entry with start button
- Front & rear parking sensors
- Electric folding door mirrors
- Automatic headlights & wipers
- Adaptive Cruise Control



Panoramic sunroof



Blind spot monitor



17" polished alloy wheels



STANDOUT COLOUR

Found the right model for you? Great! Now it's time to find the colour that fits. Take a look at our stylish range of single and dual-tone colour options and discover the perfect shade for you.



Cosmic Black Pearl Metallic
Available on all models



Atlantis Turquoise Pearl Metallic
Available on all models

Single tone colours



Superior White
Available on all models



Silky Silver Metallic
Available on all models



Galactic Grey Metallic
Available on all models



Cosmic Black Pearl Metallic
Available on all models




Atlantis Turquoise Pearl Metallic
Available on all models

Dual-tone colours



Solar Yellow Pearl Metallic with Cosmic Black Pearl Metallic roof
Available on SZ-T and SZ5 models only



Ice Greyish Blue Metallic with Cosmic Black Pearl Metallic roof
Available on SZ-T and SZ5 models only



Savannah Ivory Metallic with Cosmic Black Pearl Metallic roof
Available on SZ-T and SZ5 models only



Atlantis Turquoise Pearl Metallic with Cosmic Black Pearl Metallic roof
Available on SZ-T and SZ5 models only



Galactic Grey Metallic with Cosmic Black Pearl Metallic roof
Available on SZ-T and SZ5 models only



Bright Red with Cosmic Black Pearl Metallic roof
Available on SZ-T and SZ5 models only

IN SAFE HANDS

We want you to feel comfortable, confident and, above all, safe behind the wheel. Which is why your Vitara comes equipped with a range of safety technology, including a blind spot monitor*, rear cross traffic alert*, traffic sign recognition* and lane departure warning and prevention*. And that's in addition to seven airbags, side impact protection beams and ISOFIX child seat anchorages.

Our ALLGRIP 4-wheel Drive system**, coupled with a high ground clearance, gives you the tools to tackle a variety of different conditions. Our intelligent safety features include ESP® (Electronic Stability Program) and Dual Sensor Brake Support*. This technology uses two sensors to determine the risk of a collision and helps you avoid it or reduce possible damage. Because at Suzuki, safety is everything.

*SZ-T ALLGRIP and SZ5 models only.
 ** ALLGRIP models only.
 ESP® is a registered trademark of Daimler AG.

Suzuki safety support†

The Vitara features Suzuki's advanced forward detection system which uses the combination of a monocular camera and a laser attached to the windscreen. Combining a monocular camera, which excels at mid-to-long distance detection and recognition of such traffic elements as pedestrians and lane markers, and a laser sensor, which excels at short-distance and night-time detection, can achieve superb safety.

Dual Sensor Brake Support

When moving, the Vitara uses two sensors – a monocular camera and a laser sensor – to determine if there is a risk of collision with a forward vehicle or pedestrian. Upon detecting a potential collision, the vehicle acts in one of the following three ways, depending on the situation.

1. Warning



Alerts the driver with an audio warning and visual warning.

2. Brake assist



Deploys brake assist to increase braking force if the risk of collision is high and the driver panic-brakes.

3. Automatic brake



Applies strong automatic braking if the risk of collision increases even more.

Blind spot monitor

Lane changing at speeds above 15km/h is made safer by two rear-mounted side radar sensors capable of detecting vehicles located in or approaching the rear blind spots on either side of the vehicle. When a vehicle is approaching or detected in a rear blind spot, a warning LED icon is illuminated in the relevant exterior mirror. If the driver indicates to change lanes, a flashing LED icon is accompanied by a warning sound alert.



Blind spot monitor*

Lane departure warning

At 60km/h or faster, the lane departure warning function is designed to predict the path of the vehicle and issue visual (display and indicator) and tactile (vibrating steering wheel) warnings to the driver.

Lane departure prevention

At speeds between 60 and 160km/h, the lane is recognised via a monocular camera incorporated into the windshield design. When interpreting that lane departure is likely to occur, the car automatically assists the driver in returning the vehicle back into its lane by controlling the steering via the electric power steering system.



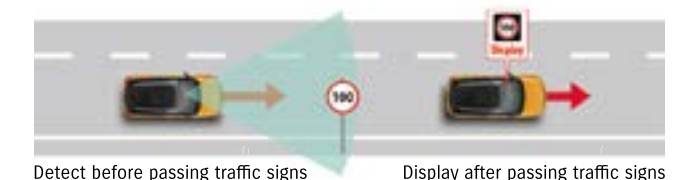
Weaving alert

At 60km/h or faster, the weaving alert is designed to calculate the driving pattern and issue audio and visual warnings if the vehicle is 'straying' due to driver drowsiness, etc.



Traffic sign recognition

This system uses the monocular camera to monitor the road for traffic signs. When it detects road signs such as speed limits or no passing zones, it displays the sign on the meter display to help remind the driver which road signs the car has passed. When multiple signs are detected, a maximum of three signs can be displayed at once.



Detect before passing traffic signs

Display after passing traffic signs

† There is a limit to the ability of a monocular camera and laser sensor to detect obstacles, lanes and traffic signs. Please do not rely on this system alone to ensure safety. Always drive safely.

EQUIPMENT



CATEGORY	DESCRIPTION	SZ4	SZ-T	SZ5
Safety	ALLGRIP 4-mode 4-wheel Drive system		ALLGRIP models only	ALLGRIP models only
	ABS with EBD and brake assist function	●	●	●
	ESP® (Electronic Stability Program)	●	●	●
	Hill hold control	●	●	●
	Driver and front passenger airbags	●	●	●
	Front passenger airbag deactivation system	●	●	●
	Side airbags (incorporated into front seats)	●	●	●
	Curtain airbags	●	●	●
	Driver knee airbag	●	●	●
	Front 3-point ELR seatbelts with pretensioner, force limiter and height adjuster	●	●	●
	Rear 3-point ELR seatbelts x 3	●	●	●
	ISOFIX child seat anchorages x 2	●	●	●
	Child seat tether anchorages x 3	●	●	●
	Childproof rear door locks	●	●	●
	Side impact protection beams	●	●	●
	Tyre pressure monitoring system	●	●	●
	Dual Sensor Brake Support		ALLGRIP models only	●
	Lane departure warning and prevention		ALLGRIP models only	●
	Vehicle sway warning		ALLGRIP models only	●
	Blind spot monitor		ALLGRIP models only	●
	Rear cross traffic alert		ALLGRIP models only	●
	Traffic sign recognition			●
	Hill descent control		ALLGRIP models only	ALLGRIP models only
	Emergency flat tyre repair kit	●	●	●
Security	Immobiliser	●	●	●
	Security alarm	●	●	●
	Remote central door locking	●	●	●
	Deadlocks	●	●	●
	Freewheeling key cylinders	●	●	●
	Locking wheel bolts	●	●	●
	Visible VIN number	●	●	●
Comfort & convenience	Engine auto stop start system	●	●	●
	Keyless entry and start			●
	Front and rear parking distance sensors			●
	Rear parking camera		●	●
	Cruise control with speed limiter	●	●	●
	Adaptive Cruise Control		ALLGRIP models	●

CATEGORY	DESCRIPTION	SZ4	SZ-T	SZ5
Comfort & convenience	3-spoke leather-covered steering wheel	●	●	●
	Tilt and telescopic adjustable steering wheel	●	●	●
	Gear shift paddles		Automatic only	Automatic only
	LCD colour information display	●	●	●
	Centre analogue clock			●
	Electric front and rear windows	●	●	●
	Front map light	●	●	●
	Glovebox light		●	●
	Front footwell and centre lower console box lights	●	●	●
	Luggage area light	●	●	●
	Front sun visor with vanity mirror and illumination	●	●	●
	Sun visor ticket holder	●	●	●
	12V accessory socket x 2	●	●	●
	Front centre armrest	●	●	●
	Driver's and front passenger's seat height adjuster	●	●	●
	Fabric seat upholstery	●		
	Fabric seat upholstery with white stitches		●	
	Suede seat upholstery			●
Heating & visibility	Double sliding panoramic sunroof			●
	Climate control automatic air conditioning	●	●	●
	Halogen projector headlamps	●	●	
	LED projector headlamps			●
	Daytime running lights – LED	●	●	●
	Front foglamps	●	●	●
	LED rear combination lights	●	●	●
	Automatic headlamps			●
	Rain-sensing front wipers			●
	Electrically adjustable, heated door mirrors	●	●	●
	Electrically folding door mirrors with built-in turn signal lamps			●
Storage	2 x front cupholders	●	●	●
	2 x front door and 2 x rear door bottle holders	●	●	●
	Rear seat with 60:40 split folding	●	●	●
	Removable double luggage room floor	●	●	●
	Luggage area cover	●	●	●



ESP® is a registered trademark of Daimler AG.



CATEGORY	DESCRIPTION	SZ4	SZ-T	SZ5
Entertainment & communication	CD tuner	●		
	DAB digital radio		●	●
	Bluetooth® connectivity	●	●	●
	USB connector	●	●	●
	Navigation system		●	●
	Smartphone link display		●	●
	4 speakers	●	●	●
	2 tweeters			●
	Steering wheel audio controls	●	●	●
Styling	16" alloy wheels	●		
	17" alloy wheels (painted finish)		●	
	17" alloy wheels (polished finish)			●
	Rear privacy glass		●	●
	Chrome front grille	●	●	●
	Chrome lower front bumper trim	●	●	●
	Black wheel arch and lower side trims	●	●	●
	Roof rails	●	●	●

TECHNICAL SPECIFICATIONS

MODEL		1.0 BOOSTERJET		1.0 BOOSTERJET ALLGRIP	1.4 BOOSTERJET		1.4 BOOSTERJET ALLGRIP	
AVAILABLE GRADES		SZ4, SZ-T	SZ-T	SZ-T	SZ-T, SZ5	SZ-T, SZ5	SZ5	SZ5
Engine	Type	K10C BOOSTERJET			K14C BOOSTERJET			
	Number of cylinders	3			4			
	Number of valves	12			16			
	Piston displacement	988			1,373			
	Maximum output	111 (82) / 5,500			140 (103) / 5,500			
	Maximum torque	170 (125) / 2,000-3,500	160 (118) / 1,800-4,000	170 (125) / 2,000-3,500	220 (162) /1,500-4,000			
	Fuel distribution	Direct Injection			Direct Injection			
	EU emission standard	Euro 6			Euro 6			
Transmission	Type	5-speed manual	6-speed auto	5-speed manual 4x4	6-speed manual	6-speed auto	6-speed manual 4x4	6-speed auto 4x4
	Gear ratio	3.545	4.666	3.545	3.615	4.044	3.615	4.044
		1.904	2.533	1.904	1.954	2.370	1.954	2.370
		1.233	1.555	1.233	1.275	1.556	1.275	1.556
		0.885	1.135	0.885	0.942	1.159	0.942	1.159
		0.69	0.859	0.69	0.794	0.851	0.794	0.851
		-	0.685	-	0.674	0.672	0.674	0.672
	Reverse	3.25	3.393	3.25	3.481	3.193	3.481	3.193
		4.687	3.683	4.687	4.312	3.501	4.312	3.501
	Final gear ratio							
Weights & dimensions	Tyres	215/60 R16 (SZ4) 215/55 R17 (SZ-T & SZ5)		215/55 R17	215/55 R17			
	Overall length	mm			4,175			
	Overall width	mm			1,775			
	Overall height	mm			1,610			
	Wheelbase	mm			2,500			
	Minimum turning circle	m			10.4			
	Ground clearance	mm			185			
	Seating capacity	Persons			5			
	Luggage capacity (seatback folded, VDA)	litres			710			
	Luggage capacity (seatback raised, VDA)	litres			375			
	Kerb weight inc full options	kg			1,160	1,180	1,230	1,170
	Gross vehicle weight	kg			1,730			
	Max towing weight (braked)	kg						
	Max towing weight (un-braked)	kg						
Performance & economy	Maximum speed	mph / km/h			111 / 180			
	0-62mph / 0-100km/h	seconds			11.5	12.5	12.0	9.5
	Fuel tank capacity	litres			47			
	CO ₂ emissions (NEDC)	g/km			121	129	129	131
	CO ₂ emissions (WLTP)	g/km			139	153	162	146
Fuel Consumption (WLTP)	Low	mpg (l/100km)	42.3 (6.7)	35.6 (8.0)	35.9 (7.9)	38.4 (7.4)	32.4 (8.8)	34.5 (8.2)
	Medium	mpg (l/100km)	50.2 (5.7)	44.3 (6.4)	41.3 (6.9)	46.5 (6.1)	42.1 (6.7)	40.3 (7.0)
	High	mpg (l/100km)	51.8 (5.5)	47.8 (5.9)	44.4 (6.4)	49.7 (5.7)	46.7 (6.1)	42.6 (6.7)
	Extra High	mpg (l/100km)	41.1 (6.9)	38.6 (7.4)	36.2 (7.8)	40 (7.1)	37.1 (7.6)	34.2 (8.3)
	Combined	mpg (l/100km)	45.9 (6.2)	41.7 (6.8)	39.4 (7.2)	43.6 (6.5)	39.8 (7.1)	37.7 (7.5)

THE SUZUKI SERVICE PROMISE

At Suzuki, we're proud of the cars we build. We're proud of the quality, we're proud of their value for money, and we're proud that our customers continue to enjoy driving them long after they've bought one. That's why we recommend getting your Suzuki serviced regularly. This helps your car to continue to run smoothly, minimises future problems and protects its residual value. And who better to service your car than Suzuki Trained Technicians. They aim to give you the best possible service when you visit their Suzuki Service Centre. It's all part of the Suzuki Service Promise.

We promise that every Suzuki customer will experience superior levels of care and leave impressed by the little extras we include as standard:

- Alternative transport options
- Simple and transparent pricing
- Only pre-approved work undertaken
- Suzuki Trained Technicians
- Suzuki Genuine Parts
- Progress report during the day
- Wash and vacuum with pre-booked work
- Vehicle health check on every visit
- Accident Aftercare

WARRANTY

Every Suzuki in the range comes with a comprehensive three-year or 60,000 miles/100,000 km warranty (whichever comes first) and a 12-year anti-perforation warranty.

ROADSIDE ASSISTANCE

Need assistance? Well we're always around if you need any kind of roadside help. New cars come with Suzuki Assistance cover, which includes 24-hour roadside assistance, home start and recovery through the Republic of Ireland, UK and Europe. So no need to worry, because when you're with us, you're covered.

MOTUL OIL

When it comes to recommending the oil for your Suzuki, there's really only one choice – Motul. You can find out more information here: cars.suzuki.co.uk/owners/servicing-your-suzuki (UK) or cars.suzuki.ie/owners/servicing-your-suzuki (ROI).

TALK TO US

Fancy a chat? Well, more specifically, a chat about anything Suzuki? The team at our Suzuki Information Service are happy to answer any questions you might have about your Suzuki. From the product range to services for drivers, they can fill you in on just about everything. Simply call 0800 804 8828 for UK residents or 01 906 1862 for Republic of Ireland residents. Alternatively, you can write to us at Suzuki GB PLC, Steinbeck Crescent, Snelshall West, Milton Keynes, Bucks MK4 4AE.

Service Promise and Motul Oil criteria may vary in the Republic of Ireland. Please refer to your local Dealer for full details.



WHAT ARE THE OPTIONS?

FINANCE THAT FITS

Once you've found the Suzuki for you, you'll want an ideal finance package to go with it.

1. Personal Contract Purchase

Great for those who want flexibility: once you've chosen your repayment period, deposit and annual mileage, you'll be advised of your regular monthly repayments and optional final repayment. Once you've paid all your regular monthly repayments, you have three options – you can pay the optional final repayment to own the car, trade it in* or return it (return conditions apply)**.

2. Hire Purchase

Great for those wanting to own the vehicle: once you've chosen your repayment period and deposit, you'll be advised of the regular monthly repayments. Once all the repayments have been paid, you'll own the car.

WHAT'S THE DIFFERENCE?

	HIRE PURCHASE	PERSONAL CONTRACT PURCHASE
Deposit required	Flexible deposit options – 0% deposit may be available, subject to status	Flexible deposit options – 0% deposit may be available, subject to status
Maximum age of the car at the end of the agreement	14 years old	7 years old
Length of the agreement	12-60 months	25-49 months
What happens once you've paid all your regular monthly repayments?	You're the legal owner of the car and the finance agreement has ended	You have three options to choose from: 1. Part exchange the car* 2. Pay the optional final repayment to own the car 3. Return the car (return conditions apply)**
Fixed payments	Yes	Yes
Mileage restrictions	No	Yes – you set a maximum agreed mileage. Excess mileage charges will apply if you intend to hand the car back at the end of the agreement and have exceeded the maximum agreed mileage
Optional final payment at end of agreement	No	Yes

WHAT'S NEXT?

For more information or help finding the right package for you, pop into your local Dealer or visit cars.suzuki.co.uk/suzuki-finance

*Part Exchange: At any time, you can part exchange the car subject to obtaining a settlement figure and settling your agreement. New finance agreements are subject to status.

**You have the option once you've paid all your regular monthly repayments to return the car and not pay the optional final repayment. If the car is in good condition (fair wear and tear accepted) and has not exceeded the maximum agreed mileage, you will have nothing further to pay. If the car has exceeded the maximum agreed mileage, a charge for excess mileage will apply. Credit is available to UK residents aged 18 or over, subject to status. Suzuki Finance is a trading style of Suzuki Financial Services Limited, St William House, Tresillian Terrace, Cardiff CF10 5BH. Suzuki Financial Services Limited is part of Lloyds Banking Group. Finance is available for Republic of Ireland residents, subject to status, and will vary from the above. The credit provider is Bank of Ireland Finance, which is a registered trading name of Bank of Ireland.

GET IT COVERED WITH SUZUKI INSURANCE

When you buy your Suzuki, you can sign up to Free Driveaway Insurance*. And if you're happy, you can update to annual cover. Just call **0330 018 3455** to find out more.

Check out all the benefits you'll get with us:

- Courtesy car
- EU cover
- Windscreen damage cover
- 24/7 accident recovery
- UK call centres
- Child seat replacement cover
- Personal injury cover
- A brand-new Suzuki if yours is written-off or stolen within 12 months of its new registration
- Access to Suzuki Approved Body & Paint Centre

Unlike other insurers, we guarantee that any repairs will be carried out by Suzuki Trained Technicians using only Suzuki Genuine Parts.

To get a quote or find out more, call **0330 018 3455** or visit cars.suzuki.co.uk/new-cars/insurance



*Terms and conditions apply. The offer of insurance is subject to eligibility and underwriting criteria. All cover is subject to the terms and conditions of the policy, see the Policy Document at www.suzukicarinsurance.co.uk/docs. Suzuki Insurance is arranged and administered by Verex Insurance Services Ltd, which is registered in England and Wales No. 05686831 at Batchworth House, Church Street, Rickmansworth Herts WD3 1JE and authorised and regulated by the Financial Conduct Authority, No. 487185. Verex Insurance Services Ltd arranges policies from a panel of insurers, details are available on request. To understand how we may process your information read our Fair Use Notice at www.suzukicarinsurance.co.uk/FairUseNotice. Suzuki Insurance may vary in the Republic of Ireland. Please refer to your local Dealer for full details.

